



Volvo Trucks. Driving Progress

VOLVO FL

PRODUCT GUIDE



Early mornings, late at night.
Or in the middle of a busy work day.



Urban and regional distribution is always a challenge. Crowded streets, narrow alleys and frequent stops. With the Volvo FL you will always be in control as well as benefit from the best commercial advantage available. Developed and adapted specifically for the urban environment, with uptime, productivity, safety, visibility and manoeuvrability at its core, the Volvo FL truck will always provide you with the upper hand. And with Volvo as your business partner, together with a wide range of reliable services, you can enjoy a tailor-made transport solution perfectly suited for your needs. Light, nimble, reliable, efficient, easy. In short – **The Volvo FL.**

Here's why:

1 Easy to own, easy to drive.

The Volvo FL offers hassle-free ownership – you decide how much you want to get involved. You can focus on your core business and Volvo services and support will take care of the rest.

2 Comfort.

Long days in the cab. In and out, while making deliveries. Comfort and ergonomics are of utmost importance for your driver and any crew.

3 Safety.

At the core of every Volvo product is our over-riding work with safety. In a Volvo FL, you'll be sitting in the toughest cab in its class.

4 Power & Engineering.

Irrespective of which model you choose 12, 15, 16 or 18 tonne, the Volvo FL will provide ample power and performance. With electrical systems, transmission and technology to match.

5 Peace of mind.

What are the service intervals? Where can I get advice on lowering my fuel consumption? Can I lease my truck? The possibilities are endless when it comes to finding a Volvo tailor-made solution that fits your specific needs.

6 Care of the environment.


Volvo's work with sustainability is at the forefront of the truck industry. And this level of environmental care also goes for our work with fuel saving as well. Because every drop counts...

Wherever, whenever.

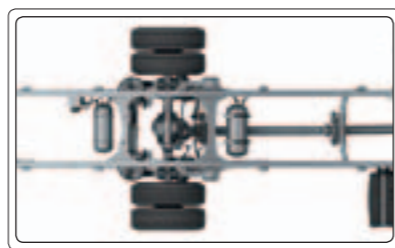
Where it needs to go, exactly when it needs to be there. Delivering parcels, post or consumer products to stores in narrow alleys can be a hazardous and tricky business. The Volvo FL512 4-cylinder 12-tonner is perfectly adapted for crowded urban surroundings. With the easiest possible entry or exit, powerful engine and the two pedal I-Sync six-speed automated transmission, you'll be able to enjoy ample power and performance without compromising the truck's flexibility.



Easy access.
17.5" wheels and a non-slip step will make exits and entries easy. Learn more about driver comfort on [page 14](#).



I-Sync simplicity.
Automated transmission for peace of mind. Focus on traffic and steering and rely on the I-Sync to change the gears. Learn more about transmission options on [page 22](#).



Muscular rear axles.
The lightweight rear axle of the Volvo FL512 will support weights of up to 8.5 tonnes and the rear air suspension offers a road and load friendly smooth ride. Learn more about axle options on [page 10](#).



DON'T FRET, DON'T WORRY

Easy to own, easy to drive.

Owning and driving a Volvo FL is simple and easy. No advanced classes in engine technology are necessary. No extra studies of insurance law are required. You drive and deliver – we can take care of the rest, making every part of your ownership and your working day as simple as possible.



Seeing is believing. And performing.

In a Volvo FL, you'll always have a good feel for your surroundings. The placement and size of the mirrors together with the line of sight through the windscreen will provide you with the best possible visibility. Add to that optional auxiliary windows and you're left with the best possible conditions for managing the inner city hustle.



Reinforced bumpers.

The front three-piece bumper has been designed with steel corners for good impact resistance reducing the costs of any small bumps and scrapes.



Perfect control, with a single glance.

The instrument cluster and the dashboard of the Volvo FL has been constructed and laid out to be as intuitive as possible. The instruments have been placed to provide the best possible ergonomics, while the dashboard's gauges are placed to give you a perfect overview of operations at a single glance.



As much or as little as you want.

By using Volvo services like Fuel Advice or a Volvo Premium Lease, you'll get all the assistance you need for your truck operation. We make it possible for you to concentrate on the most important part of your business: delivering.



Managing every turn.

Small, but sturdy. Flexible, but powerful. And specially developed for the tight spaces of the urban environment. Every part of the Volvo FL has been designed and adapted to provide you with the very best in manoeuvrability. Quick-response instruments and gears and smooth acceleration will help you navigate the tightest of spaces.



Tailor-made. For your needs and nobody else's.

Whatever you want, the Volvo FL delivers. By specifying your particular needs the truck can be adapted to suit, straight from the factory. Special applications or super-structures can be added – all to make your business operation hassle-free.



Safe and secure – when you're not there.

Naturally your Volvo FL can be equipped with a comprehensive, remote-controlled alarm system that will deter thieves. The alarm is easily activated and is triggered should anyone try to open the doors, tilt the cab or tamper with the battery.



One system – set to go.

The Volvo FL is equipped with a modern, thoroughly comprehensive electrical system that regulates and controls every function and application of the truck. Optional add-ons and applications can always be specified and added to the mix. And, of course, all features are easily controlled from the driver's seat.

A Volvo truck with a Volvo engine.

A match made in heaven.

Four or six cylinders. 5.1 or 7.7 litres. The Volvo FL range will never be found wanting. Plenty of torque, even with a full load, quick response and power outputs of 210, 240, 250 and 280 hp. Performance adapted to your particular needs, ideal for inner city distribution, for maximum productivity and profitability. Every time, every working day.

POWER

Whether you drive a Volvo FL with a D5K or a D8K, you'll always have plenty of engine power. And with unparalleled rapid response the engine's power output is optimally suited for any transport operation. See tables on **page 29**.

FOUR OR SIX CYLINDERS

The Volvo D5K engine is a four-cylinder, 5.1 litre engine with a power output of either 210 or 240 hp, only available with the Volvo FL512 12-tonner, the D5K is one of the most powerful four-cylinder engines on the market. For the heavier Volvo FL trucks at 12, 14, 16 and 18-tonne, the six cylinder, 7.7 litre Volvo D8K engine, with its powerful output of 250 or 280 hp, is a perfect match.

TORQUE

Both engines feature flat torque curves offering lightning-quick response, even at low engine revs. For the D5K engine, the maximum torque is 800-900 Nm, while the D8K has a maximum range of 950-1,050 Nm. See tables on **page 29**.

AFTERTREATMENT

Volvo Trucks' aftertreatment solution makes sure the driveability is maintained, while optimising exhaust-gas temperature and oxides of nitrogen NO_x levels for efficient aftertreatment. In addition to the selective catalytic reduction SCR catalyst, the aftertreatment system has been equipped with a diesel oxidation catalyst DOC, a diesel particulate filter DPF and auxiliary heat injection – all contained within the same silencer. The result is an engine with excellent power and performance that complies with the regulations, taking good care of our environment and our future.

CLOSED CRANKCASE VENTILATION

With the closed crankcase ventilation system, you'll be able to avoid oil loss, loss that might contaminate areas where oil spillage is forbidden. This is something especially important for foodstuff distribution or other segments where environmental demands are strict.

EURO 6

The strict European exhaust standards for diesel engines are set to control the amount of pollutants that have a serious effect on air quality. The latest update, the Euro-6 standard, demands a severe reduction compared to Euro-5, including a NO_x reduction of 77%. Volvo Trucks' solution to the challenge is to refine the selective catalyst reduction (SCR) technology by adding a water-cooled EGR (Exhaust Gas Recirculation) system to the engine. Both the new Volvo D5K and D8K engines have been meticulously constructed and engineered to comply with Euro-6 without losing power or torque, or increasing fuel consumption. A win-win situation. For the drivers as well as for the environment.

ADBLUE

To lower exhaust emissions AdBlue solution injected into the exhaust from its own separate tank. In a ratio that amounts to 5-6% of the diesel consumption.

NO CHANGE IN SERVICE INTERVALS

Euro-6 demands a lot, both from engines and service personnel. However the strict exhaust and emission requirements won't lead to any changes in service intervals for Volvo FL owners.

POWER TAKE-OFF

For both for the D5K and D8K engines, an optional 600 Nm live drive engine PTO can be specified.

OIL DRAIN

Using the VDS-4 (Volvo Drain Specification) quality standards, the average oil drain for the Volvo FL range is 40,000 kilometres for the D5K and 60,000 kilometres for the D8K.

VARIABLE GEOMETRY TURBOCHARGER


Variable geometry turbocharger allows the effective aspect ratio of the engine's turbo to be altered, depending on conditions, giving improved performance at low speed and low rpm.

ENGINE BRAKE AND EXHAUST BRAKE

For the Volvo FL there are two powerful engine-braking systems to choose between – exhaust brake on its own or exhaust brake in combination with compression brake.

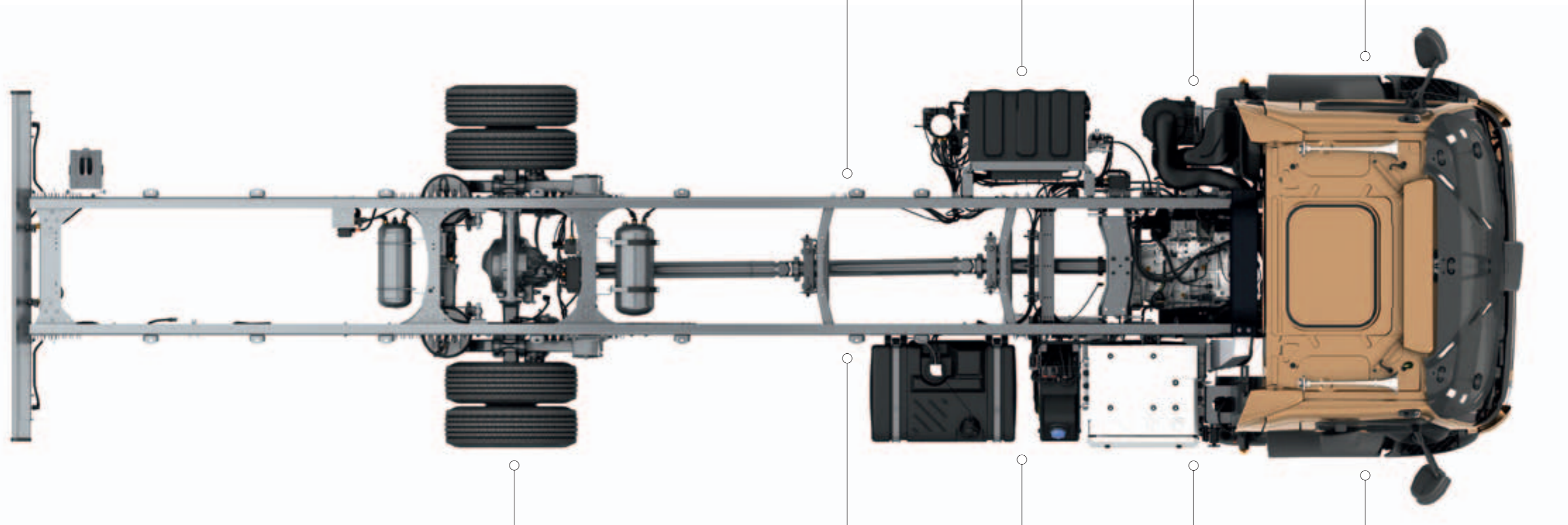
EXTRA PULLEY FOR THE ALTERNATOR

For the FL engines, there's the optional extra pulley to allow the installation of a fridge alternator.



Perfectly fitted.

For a life in the urban environment.



WHEELBASES

Depending on the wheel size and the gross vehicle weight of the truck, the wheelbase of the Volvo FL offers a range between 3,250 and 6,800 mm to ensure optimum axle weights for any body size.

IMPROVED BODYBUILDER BRACKETS

To further facilitate the work of the bodybuilder, the chassis can be fitted with an assortment of body mounts on the frame.

WHEEL SIZES

There are three different wheel sizes for the Volvo FL range. For the small Volvo FL512 12-tonner the wheels are 17.5" while there's a choice between 19.5" and 22.5" for the heavier trucks with the 6-cylinder engines.

CHOICE OF SUSPENSION

Depending on the axle load, there are different choices of suspension for both front and rear axles: rear air or leaf suspension or full air suspension front and rear air suspension levelling can be controlled via the Electronically Controlled Suspension (ECS) by either switches on the dashboard or a remote control box with wander lead, to find the right level for the loading platform. Simple to drive, easy to load.

TAILOR-MADE OR STANDARD

The Volvo FL chassis can be ordered with a standard layout or adapted to fit your specific needs. Thanks to the VBI system (Volvo Bodybuilder Instructions), the lead-times for the bodybuilder are shortened and you'll get your perfect truck, with the perfect superstructure, adapted to your specific business operations, in the shortest time possible.

FRONT AXLES

A range of four different, maintenance-free front axles are available depending on the load requirements. For the new Volvo FL512 12-tonner the maximum load is 4.5 tonnes while trucks equipped with the DBK engine have load capacities between 4.5 and 7.1 tonnes.

REAR AXLES

The choice of rear axle depends on the truck's gross vehicle weight. The load capacity for the rear axles is 8.5 to 11.5 tonnes. For the 4-cylinder Volvo FL512 the towing capacity is 19 tonnes while the 6 cylinder trucks offer single reduction axles with a towing capacity of 25 or 36 tonnes.

FUEL TANKS

Plastic or steel fuel tanks with capacities ranging between 80 and 430 litres can be specified depending on the truck model.

ADBLUE TANK

The 32 litre plastic AdBlue tank is fitted with an integrated pump unit and is mounted on the chassis' right-hand side.

The Volvo FL boasts a chassis layout that can be fitted and adapted for almost every conceivable need or requirement when it comes to assignments in the urban environment. The chassis is sturdy and durable and still light, ensuring maximum payload, flexible enough to allow for customisation. Right – from the ground up.




The clean way to get things clean.

The Volvo FL is developed down to the smallest detail to be an efficient and reliable partner in any operation. For example, refuse collection. With multiple stops, easy access is a must. As is the need for a comfortable cab. And not to forget, if you're in charge of taking out the rubbish, you don't want to add to the problem with excessive exhaust emissions. The Volvo FL's compliance with the Euro-6 emissions legislation, and the extensive filtering technology, makes sure you'll always be more a part of the solution than a part of the problem.



A comfortable workday.

Working with refuse collection not only means many exits and entries a day, but also many hours in the seat. The Volvo FL provides both comfort and accessibility. Learn more about interior comfort on [page 14](#).



I've got the power.

Fridge, tipper, skip... Volvo offers a range of gearbox or engine power take-off designed to meet your application. Learn more about PTO options on [page 31](#).



Room to breathe.

Do you work alone? Or do you work in pairs? Do you need room for extra equipment? The size of the cab can be the difference between claustrophobia and a good day at work. Learn more about cab size options on [page 33](#).



Built for you.

No matter what your business operation or specific assignments, the Volvo FL can be prepared for your needs and your superstructure with tail lift and crane preparation packages.



COMFORT

Take an easier step into a comfortable day at work.

Exiting and entering your truck can be a strenuous business. As a consequence the Volvo FL has been equipped with a two-step entry. With easily accessible grab handles and optional step light the inconvenience of multiple entries and exits will soon be forgotten.



Spacious cab.

The Volvo FL range offers you a choice of three sizes: the day cab, the comfort cab or the crew cab – all depending on your need for loading space or number of passengers. The width is 2,100 mm while the length varies from 1,600 to 2,980 mm.



Ergonomic seats.

The seats are all developed for long days behind the wheel. The driver's seat as well as the passenger seat are ergonomic and can be tilted and adjusted to suit your every need. Both seats can feature integrated seatbelts, in red or black. And headrests and easy clean woven textile upholstery.



Low interior noise.

In order to have a comfortable, pleasant in-cab experience, the sound isolation levels of the Volvo FL cab have been developed to suppress the sound of the engine, tyres and external noise as much as possible. Sparing your ears, allowing you to relax and concentrate on your driving.



Adjustable steering wheel.

The steering wheel has a diameter between 460 and 500 mm and is pneumatically adjustable to your preferred, most comfortable position.



Ample storage space.

Compartments in the doors and in the dashboard. Overhead storage, tunnel storage box between the seats. And the option to add even more storage units in the cab. In the Volvo FL you'll never lack compartments for storing away the essentials, or the non-essentials for that matter.



Cab suspension.

The front suspension of the cab consists of rubber cushions, while the rear is suspended by a combination of coil springs and shock absorbers. This minimises vertical movement and provides a smooth ride.



Audio options.

Turn your cab into a concert hall or a newsdesk. All you have to do is specify your preferences and choose between our audio packages that include radio, CD, MP3, bluetooth and USB options. Learn more on [page 34](#).



All details matter.

When spending entire workdays in your Volvo FL cab, it's important that strenuous movements are minimised and that everything is easy to reach. The instruments and controls are intuitively placed and the most often used are all close to the steering wheel.



Air-conditioning.

Warm summer days or cold winter afternoons... Naturally the Volvo FL is equipped with a pleasant in-cab climate allowing you to do a good job. The standard heating system can be supplemented with a parking heater so the truck is always warm and cosy. If you specify air-conditioning you not only get pleasantly cool air, it is also dehumidified.



Dashboard layout.

The dashboard and cluster layout is intuitive and gives you information about the truck's vital stats in the blink of an eye. You'll always have perfect control over fuel and AdBlue levels, speed, rpm and oil pressure.

CAB EXTERIOR

We took something good and made it better.



The Volvo FL is the smallest member of the Volvo truck family, a natural part of a premium range of trucks. An elegant truck with truly modern looks, that still manages to be simple and easy to use and drive. It's not vanity – it's the truth. It's a beautiful truck that handles beautifully. Expertly adapted for the task at hand. Its cheeky personality will radiate confidence and efficiency yet be perceived as a natural part of any urban environment. Reliable, productive, profitable and safe. In other words – a Volvo FL.



Aerodynamics.

The exterior of the Volvo FL cab has an aerodynamic design and is gently rounded in order to lower the air resistance and therefore improve fuel efficiency.



Air deflectors.

The air deflectors also help decrease resistance and with an additional roof mounted deflector you'll be able to decrease fuel consumption even further when specified to correctly match the body height.



V-lights.

The Volvo FL's headlamp with the characteristic V-shaped LEDs that fulfil EU regulations for daytime running lights, improve visibility and are easily dismantled for serviceability. The LED lights are dimmed when the indicator is activated or low beam lights are activated.



Front grille.

The front grille with its honeycomb mesh pattern increases air-flow which facilitates engine cooling and the aftertreatment process.



Optional roof hatch.

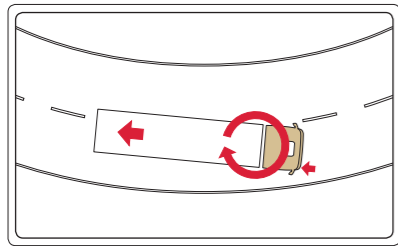
A roof hatch, either in glass or metal, controlled manually or electrically, is available for your Volvo FL.



SAFETY

Of course it's safe. It's a Volvo.

Safety is one of Volvo's core values and our work with the safety of a Volvo driver is an integral part of everything we do. So naturally the Volvo FL benefits from all the experience and the technical innovations that we've amassed over the years. In a Volvo FL you'll always feel safe and protected. But thanks to excellent visibility – increased even further on the FL 12-tonner – your surroundings will also be kept safe.



Electronic Stability Program.

The Volvo FL comes with Electronic Stability Program ESP as standard. This feature improves safety and directional stability in difficult driving conditions and helps avoid rollover situations.



Anchored seats.

The seats in the Volvo FL cab are safely anchored to the floor and the anchoring has been reinforced to provide optimum safety.



Reinforced cab.

The entire cab has been reinforced in order to provide a strong safety space should an accident happen. And of course the cab has passed all Volvo's tough collision and barrier crash tests.



Integrated seatbelts.

The seatbelts have been integrated in the comfort and standard seats providing excellent impact resistance. The seatbelts are also available in red, thus making it easy for operators to confirm their use.



Extra equipment.

You can always specify any extra safety equipment you want in your cab. Warning vest, fire extinguishers and first aid kits are all available.



Front and Rear Underrun Protection Systems.

Other road users are protected by the Front Underrun Protection (FUP), which prevents smaller vehicles from becoming wedged under the truck in the event of a collision.



See everything.

The crowded inner city streets demand a driver in control of the surroundings. The Volvo FL offers a big tinted windscreen. Heated main mirrors with the option of electric adjustment. By specifying the optional side-view window on the passenger side, a low window in the passenger doors and a rear window (depending on body fitted) you'll get even better control and command of your immediate surroundings.

Working 9 to 5. And then some.

Providing a city with logistical support and service is essential. Removing obstacles, clearing paths – or just creating or building calm, green spots for relaxation and rest. A Volvo FL with a platform body, fitted with a small crane is a perfect match for municipal work. With its powerful engine and excellent manoeuvrability it'll be able to get you where you need to go. And with optimised combustion and minimised emissions, it'll play its part in making the urban environment something to long for.



Ride in comfort.

Both the driver's and the passenger seats in the Volvo FL cab have been ergonomically designed to provide comfort and safety at the same time. Learn more about driver comfort on [page 14](#).



Do the driving, we do the rest.

How you decide to operate your business is your decision. All we can do is provide you with every option conceivable. Like a Volvo Premium Lease for example. You drive – we take care of the rest. Learn more about leasing options on [page 25](#).



Part of the family.

Easily recognisable as a Volvo, with a trustworthy logo, part of a quality range of trucks for professionals. The Volvo FL inspires trust and radiates reliability. Learn more about cab exterior on [page 16](#).




Visible identity in the dark.

The characteristic V-shaped LEDs will make sure your FL always presents itself as part of the Volvo family, as well as light your way on dark, night-time roads. Read more about the LED lights on [page 16](#).




Finding the right inner city gear.

Choosing the right transmission can be tricky. Everything has to be taken into account – your operation, terrain, low speed maneuvering and even reversing. The Volvo FL offers a range of solutions that will make it possible to find the alternative that suits you the best.



Manual.

When opting for a manual transmission you have the option of six or nine speeds. The six-speed transmission is suited for inner-city driving while the nine-speed is adapted for applications with high demands for startability and performance.



Automatic.

For applications where the operation demands frequent stop:starts and where you still want to achieve maximum comfort for the driver, an automatic transmission might be the right solution.



PTO.

All transmissions offer several power take-off possibilities to provide power to body mounted equipment.



Disc brakes.

The Volvo FL has pneumatic brakes with ventilated discs both front and rear. The Electronically controlled Brake System (EBS) features anti-locking function and provides faster braking response with less brake wear.



Engine brake.

For the Volvo FL there are two powerful engine-braking systems to choose between – exhaust brake on its own or exhaust brake in combination with compression brake.

Focused driving with I-Sync.

I-Sync – Volvo's smooth, intelligent transmission featuring automatic gear shifting – makes distribution operations even more comfortable. You can devote your attention to driving safely, concentrating fully on the intensive pace of the city's traffic. The gearbox has 6 gears and the top gear has an overdrive ratio. All gears are synchronised and gear selection mode is made via a stalk located on the steering column. The clutch and gearbox are fully automated. There is no clutch pedal. The I-Sync also helps lower fuel consumption by offering a consistent driving style day in and day out.

The ideal transport solution.

The perfect business partner.

The joy of driving. The pleasure of a job well done, delivering on time. Those should be your main concerns, not getting frustrated with interest rates, unknown costs or unnecessary surprises, distracting you from your business. When you buy a Volvo FL there's a comprehensive range of solutions that make it possible for you to concentrate on the things that matter. And let us take care of the rest.



Dynafleet.

Dynafleet is a fleet management system that helps you with vehicle-, driver- and transport handling. The system gives you the necessary information, making it possible for you to have full control of your vehicles' location and status as well as provide you with advice on what areas could be improved. The fuel efficiency of individual drivers, driver hours, locations and arrival times – all are easily monitored. The Dynafleet system is also available as a convenient smartphone and tablet app.



Every drop counts.

Volvo Trucks' philosophy when it comes to sustainable fuel savings is a part of Volvo's holistic approach to optimal energy usage and minimised environmental impact. With relatively small measures, fuel consumption can be significantly reduced, helping both the environment and your bottom line. The campaign encompasses driver training and technical innovations as well as accessories and services such as choice of equipment, vehicle maintenance, traffic planning systems and analysis. Small details, such as a correct wheel alignment and appropriate choice of tyres can lead to significant fuel savings.

Read more about Every drop counts on www.volvotrucks.com/everydropcounts



Fuel Advice.

In order to reduce your fuel consumption and provide you with effective tools to minimise your fuel costs, Volvo offers the Fuel Advice service that consists of personal fuel coaching, an easy-to-use toolbox and support. Thanks to Fuel Advice your saving potential could be as much as 5%, making a real positive impact on both your overall fuel economy and your environmental footprint.



Volvo Premium Lease.

The Volvo Premium Lease offers a trouble-free ownership, which allows you to concentrate fully on your core business. With a fixed, predictable monthly cost for financing, service and repair as well as insurance, you'll experience minimal risk and disruption to your business. Furthermore you'll enjoy the advantage of accurate budgeting, improved cash flow and reduced capital outlay.



Volvo insurance.

Volvo insurance offers a thoroughly flexible and comprehensive solutions. The solutions can, of course, be tailored to suit your individual business needs. The three basic types of insurance are:

Third part liability: covers you against damages to third parties caused by yourself.

Comprehensive insurance: covers damages on your own equipment non-related to third party, like fire, theft or vandalism.

Gap insurance: covering the gap between outstanding finance amounts and vehicle value in case of total loss. Gap is available for finance contracts with Volvo Financial Services.

The insurance is provided by your Volvo dealer, making your truck even easier to own, saving time, effort and money.



Driver development.

By taking part of the Volvo driver development, you hone skills and increase both awareness and knowledge of using your Volvo FL. Efficient driving will lead to reduced risks of accidents, increased overall safety, lower fuel consumption and increased productivity. All courses are accredited to meet Driver CPC demands.

Tailoring your Volvo FL.

No single truck fits all. That's why the Volvo FL provide a range of FL 12, 14, 16 or 18-tonne models to tailor to your needs. The flexible chassis layout and VBI (Volvo Bodybuilder Instructions) make it easy to prepare the truck for a superstructure. And the driveline, cabs and equipment packages provide you with even more options. So, welcome to a world of choices. A world where your dealer happily will guide you in finding the perfect truck for you.

- 1

CHASSIS

Axles, chassis heights, wheelbases, rear suspensions, fuel tanks and brakes.

PAGES 27-28
- 2

DRIVELINE

Engines, gearboxes, rear axles and power take-offs.

PAGES 29-32
- 3

CAB

Specifications and measurements for the day cab, comfort cab and crew cab.

PAGE 33
- 4

EQUIPMENT PACKAGES

Complete equipment packages for improved driver comfort, storage and operating economy.

PAGE 34
- 5

ACCESSORIES

There are plenty of ways you can accessorise your Volvo FL. View some of the highlights.

PAGE 35

MODEL COMBINATIONS

Gross Vehicle Weight (tonnes)	Wheels	Chassis height	Engine	Front axle load (tonnes)	Rear axle load (tonnes)
<input type="checkbox"/> 12	17.5"	Low	D5K	4.5	8.5
<input type="checkbox"/> 12	19.5"	Medium	D8K	4.5/5.0	8.5
<input type="checkbox"/> 14	19.5"	Medium	D8K	5.0/5.8	9.5
<input type="checkbox"/> 16	19.5"	Medium	D8K	5.8	10.9
<input type="checkbox"/> 12	22.5"	High	D8K	5.0	9.2
<input type="checkbox"/> 14	22.5"	High	D8K	5.6	9.5/10.6
<input type="checkbox"/> 16	22.5"	High	D8K	6.3	10.9
<input type="checkbox"/> 18	22.5"	High	D8K	7.1	11.5

WHEELBASES

Wheelbase (mm)	12 tonnes 17.5"	12-16 tonnes 19.5"	12-16 tonnes 22.5"	18 tonnes 22.5"
<input type="checkbox"/> 3250	•	•	•	
<input type="checkbox"/> 3500	•	•	•	•
<input type="checkbox"/> 3800	•	•	•	•
<input type="checkbox"/> 4100	•	•	•	•
<input type="checkbox"/> 4400	•	•	•	•
<input type="checkbox"/> 4700	•	•	•	•
<input type="checkbox"/> 5000	•	•		•
<input type="checkbox"/> 5300	•	•		•
<input type="checkbox"/> 5600	•	•		•
<input type="checkbox"/> 5900	•	•		•
<input type="checkbox"/> 6200	•	•		•
<input type="checkbox"/> 6500	•	•		•
<input type="checkbox"/> 6800				•

FRONT AXLES

	12 tonnes	12-16 tonnes	12-16 tonnes	18 tonnes
Wheel size	17.5"	19.5"	22.5"	22.5"
Engine	D5K	D8K	D8K	D8K
GVW (tonnes)	12	12-16	12-16	18
Max front axle load (tonnes)	4.5	5.8	6.3	7.1

FRONT SUSPENSION

	12 tonnes 17.5"	12-16 tonnes 19.5"	12-16 tonnes 22.5"	18 tonnes 22.5"
Leaf suspension, parabolic	•	•		•
Leaf suspension, parabolic reinforced		•	•	
Air suspension		•		•

CHASSIS HEIGHT

	Engine	Tyre	Height (mm)
<input type="checkbox"/> Low	D5K	245/70R17.5"	810-830
<input type="checkbox"/> Med	D8K	265/70R19.5"	860
<input type="checkbox"/> High	D8K	275/70R22.5"	950
<input type="checkbox"/> High	D8K	295/80R22.5"	960

FUEL TANKS		
Volume (litres)	Chassis fitting	Material
80	Right/Left	Plastic
130	Right/Left	Plastic
160*	Left	Steel/Aluminium
215	Right/Left	Plastic
300	Right	Steel
430 (2x215)	Right	Plastic

* Only for 18 tonne Volvo FL

FUEL TANKS

The fuel tanks are available in plastic or steel. Fuel volume varies from 80 to 300 litres. In addition, there is a combination of two 215-litre tanks available, providing a total volume of 430 litres.

ADBLUE TANK

The AdBlue tank is made of plastic and the volume is 32 litres. The AdBlue pump is integrated in tank module.

REAR AXLES

There are three single reduction rear axles available. Axle load varies from 8.5 up to 11.5 tonnes depending on model.

FRONT AXLES

Front axle loads vary from 4.5 up to 7.1 tonnes depending on model.

REAR SUSPENSION

Type	Suspension type	12 tonnes 17.5"	12-16 tonnes 19.5"	12-16 tonnes 22.5"	18 tonnes 22.5"
<input type="checkbox"/> RAD-L80	Leaf	•	•		•
<input type="checkbox"/> RAD-L80	Leaf, reinforced		•	•	•
<input type="checkbox"/> RAD-L80	Leaf, short and stiff		•		
<input type="checkbox"/> RAD-A2V	Air	•	•		
<input type="checkbox"/> RAD-KR	Air				•

REAR AXLE LOAD (tonnes)

Type	12 tonnes 17.5"	12-16 tonnes 19.5"	12-16 tonnes 22.5"	18 tonnes 22.5"
Solo 4x2				
<input type="checkbox"/> 8.5	•	•		
<input type="checkbox"/> 9.2			•	
<input type="checkbox"/> 9.5		•	•	
<input type="checkbox"/> 10.6			•	
<input type="checkbox"/> 10.9		•	•	
<input type="checkbox"/> 11.5				•

BRAKES

The Volvo FL has pneumatic brakes with ventilated discs front and rear. The EBS (Electronically controlled Brake System) anti-locking disc-brake system provides both faster and safer braking response and promotes less brake wear. The system includes features such as ABS, anti-locking brakes and Brake Blending. With Brake Blending, the system exploits the vehicle's various brakes for more uniform brake application and less wear on both the wheel brakes and tyres. The extended EBS medium package includes "Hill Hold".

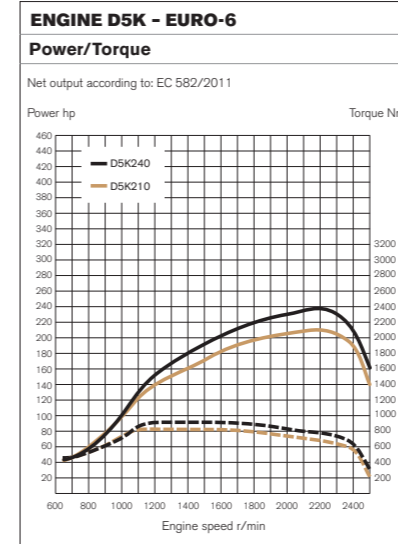
ESP (ELECTRONIC STABILITY PROGRAM)

Standard ESP helps maintaining directional stability (yaw control) in difficult conditions, and helps preventing rollover as well.

HYDRAULIC RETARDER FOR AL306

AUTOMATIC GEARBOXES

The compact, integrated hydraulic retarder (RET-HYDR and RET-TPT variants) is mounted on the gearbox. The max effect is 400 kW. Maximum ratio in the torque converter (TC418) is 1.98:1.



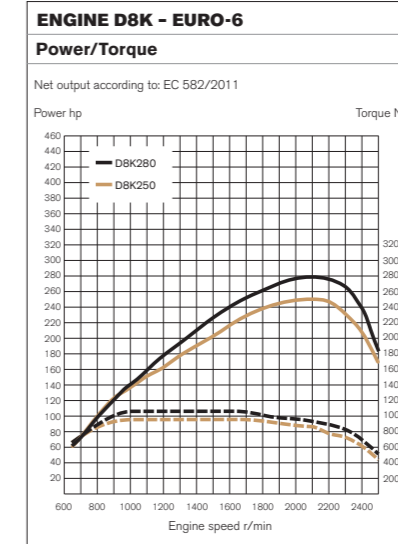
<input type="checkbox"/> D5K210 (154 kW)	
Max power at 2,200 r/min	210 hp
Max torque at 1,100-1,700 r/min	800 Nm
<input type="checkbox"/> D5K240 (177 kW)	
Max power at 2,200 r/min	240 hp
Max torque at 1,200-1,600 r/min	900 Nm

D5K	
No. of cylinders	4
Displacement	5.1 dm ³
Stroke	135 mm
Bore	110 mm
Compression ratio	17.5:1
Economy revs	1,100-1,800 r/min
Exhaust braking effect (2,800 r/min)	80 kW
Oil filters	1
Oil change volume, incl. filter	15 l
Cooling system, total volume	13 l
Oil change interval: Up to 40,000 km, or once a year with VDS4.	

FUEL	
EN 590 (EU norm) max 10 ppm sulphur.	

ENGINE-MOUNTED POWER TAKE-OFF	
Ratio 1:1	600 Nm*

* Torque output both when driving and standing still.



<input type="checkbox"/> D8K250 (184 kW)	
Max power at 2,100 r/min	250 hp
Max torque at 900-1,700 r/min	950 Nm
<input type="checkbox"/> D8K280 (206 kW)	
Max power at 2,100 r/min	280 hp
Max torque at 950-1,700 r/min	1,050 Nm

D8K	
No. of cylinders	6
Displacement	7.7 dm ³
Stroke	135 mm
Bore	110 mm
Compression ratio	17.5:1
Economy revs	1,000-1,700 r/min
Exhaust braking effect (2,800 r/min)	120 kW
Engine brake effect (2,800 r/min)	170 kW
Oil filters	1
Oil change volume, incl. filter	20 l
Cooling system, total volume	17 l
Oil change interval: Up to 80,000 km or once a year (Long haul)/60,000 km or once a year (Distribution) using VDS4.	

FUEL	
EN 590 (EU norm) max 10 ppm sulphur.	

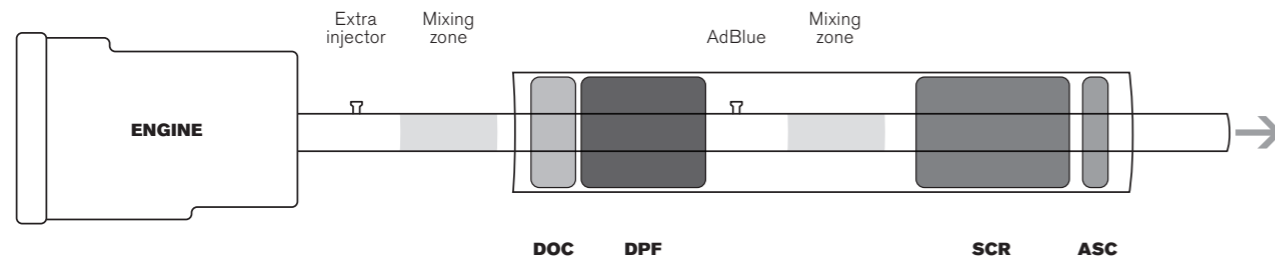
ENGINE-MOUNTED POWER TAKE-OFF	
Ratio 1:1	600 Nm*

* Torque output both when driving and standing still.

EURO-6

We've come a long way in reducing environmental impact. Now it's time for Euro 6, the toughest step so far, putting extremely strict limits on emissions of particulate matter PM (0.01 g/kWh) and oxides of nitrogen NOx (0.40 g/kWh for steady-state cycle and 0.46 g/kWh for transient cycle).

OUR SOLUTION FOR EURO 6



ENGINE

A closed loop butterfly exhaust brake, a turbo, a so-called water cooled EGR and more. The new engine components serve two main purposes: to improve gas-flow and make sure the exhausts reach the after-treatment system at optimum temperature.

EXTRA INJECTOR

A special diesel injector is used for heat management of the Diesel Oxidation Catalyst DOC and ensures the efficiency of the Diesel Particulate Filter DPF and good Selective Catalytic Reduction SCR functionality.

DIESEL OXIDATION CATALYST (DOC)

The DOC produces the NO₂ necessary for the DPF to efficiently combust the particulates. In cold conditions, it also provides the heat needed for regeneration.

DIESEL PARTICULATE FILTER (DPF)

The filter collects particulate matter (PM) and stores it until it's burned off during regeneration. If the temperature is not achieved during the duty cycle there is a switch in the cab to regenerate the DPF when stationary. There is also a regeneration gauge in the dash.

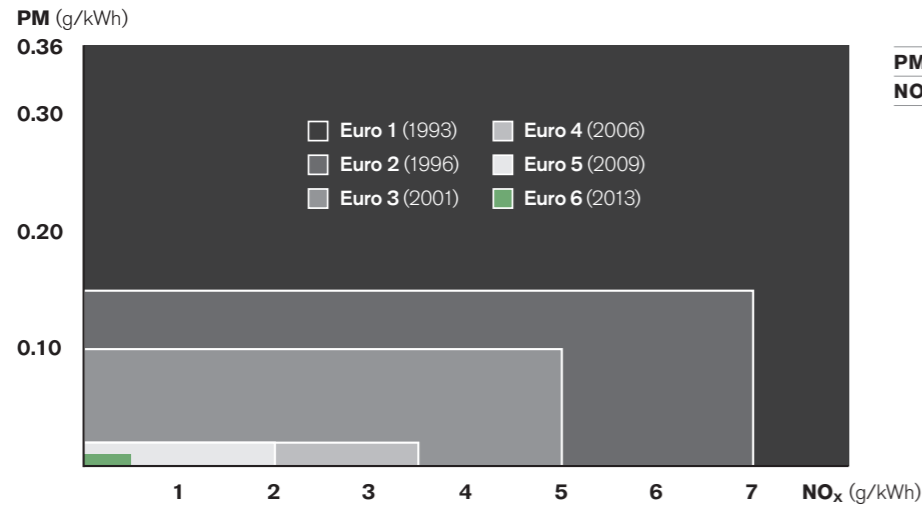
SELECTIVE CATALYTIC REDUCTION (SCR)

In the mixing zone, the exhaust gas is sprayed with AdBlue – which is an ammonia NH₃ solution. When they reach the catalyst, the oxides or nitrogen (NO_x) are efficiently transformed into harmless nitrogen gas and water.

AMMONIA SLIP CATALYST (ASC)

The last step before the tailpipe where the remaining ammonia (NH₃), if any, is removed.

EUROPEAN EMISSION STANDARDS 1993-2013



PM = Particulate Matter
NO_x = Oxides of Nitrogen

GEARBOXES

The manual gearboxes are operated with servo assistance. The short gear lever is integrated into the dash, is vibration-free and gear lever movement is short and crisp. The automatic transmission is operated via push-buttons in the instrument panel. The I-Sync can be set for manual or automatic gearchanging. In manual mode, the steering column stalk is used. All gearboxes can be specified with a power take-off.

GEARBOXES

Type	Number of gears	Max torque (Nm)	GCW approval (tonnes)	D5K210	D5K240	D8K250	D8K280
<input type="checkbox"/> ZTO1006 Manual	6	1050	19		•		
<input type="checkbox"/> ZTO1006 Manual	6	1050	32			•	•
<input type="checkbox"/> ATO1056 Automated	6	1050	19		•		
<input type="checkbox"/> ATO1056 Automated	6	1050	32			•	•
<input type="checkbox"/> ZTO1109 Manual	9	1200	36			•	•
<input type="checkbox"/> STO8006 Manual	6	850	19	•			
<input type="checkbox"/> ATO8006 Automated	6	850	19	•			
<input type="checkbox"/> AL306 Automatic	6	1300	32			•	•

POWER TAKE-OFFS

Name/Variant	Gearbox	Type	Speed ratio	Max torque (Nm)	Rotation
<input type="checkbox"/> PR-FH4	STO8006 and ATO8006	Flange	1:0.962	450	Same
<input type="checkbox"/> PR-FH4	STO8006 and ATO8006	Pump	1:0.962	450	Same
<input type="checkbox"/> PTR-ZF4	ZTO1006 and ATO1056	Flange	1:1.700	320	Same
<input type="checkbox"/> PTR-ZF5	ZTO1006 and ATO1056	Pump	1:1.700	320	Same
<input type="checkbox"/> PTR-ZF6	ZTO1006 and ATO1056	Flange	1:2.030	270	Same
<input type="checkbox"/> PTR-FH5	ZTO1006 and ATO1056	Flange	1:0.962	450	Same
<input type="checkbox"/> PTR-PH4	ZTO1006 and ATO1056	Pump	1:0.962	450	Same
<input type="checkbox"/> PTR-PH3	ZTO1006 and ATO1056	Pump	1:0.962	450	Same
<input type="checkbox"/> PTR-ZF2	ZTO1109	Flange	1:1.900	410	Same
<input type="checkbox"/> PTR-ZF3	ZTO1109	Pump	1:1.900	410	Same
<input type="checkbox"/> PTR-FH1	ZTO1109	Flange	1:0.970	800	Inverse
<input type="checkbox"/> PTR-PH1	ZTO1109	Pump	1:0.970	800	Inverse
<input type="checkbox"/> PTR-FH2	ZTO1109	Flange	1:1.253	430	Same
<input type="checkbox"/> PTR-PH2	ZTO1109	Pump	1:1.253	430	Same
<input type="checkbox"/> PTR-FH5	ZTO1109	Flange	1:1.778	450	Same
<input type="checkbox"/> PTR-PH4	ZTO1109	Pump	1:1.778	450	Same
<input type="checkbox"/> PTR-PH1	ZTO1109	Pump	1:0.970	600	Inverse
<input type="checkbox"/> PTR-PH2	ZTO1109	Pump	1:1.253	430	Same
<input type="checkbox"/> PR-HP4S	AL306	Pump	1:0.933	400	Same
<input type="checkbox"/> PR-HF4S	AL306	Flange	1:0.933	400	Same
<input type="checkbox"/> PR-HP6S	AL306	Pump	1:0.933	600	Same
<input type="checkbox"/> PR-HF6S	AL306	Flange	1:0.933	600	Same
<input type="checkbox"/> PR-HP4SH	AL306	Pump	1:1.615	400	Same
<input type="checkbox"/> PR-HF4SH	AL306	Flange	1:1.615	400	Same

REAR AXLES

Type	Axle	Gear	Max torque (Nm)	Max axle load (tonnes)	GCW approval (tonnes)
Single reduction					
<input type="checkbox"/> RSS0819A	Solo	Hypoid	950	8.5	19
<input type="checkbox"/> RSS1125A	Solo	Hypoid	1050	11.5	25
<input type="checkbox"/> RSS1132A	Solo	Hypoid	1050	11.5	32.5

REAR AXLE RATIOS

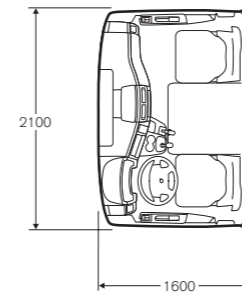
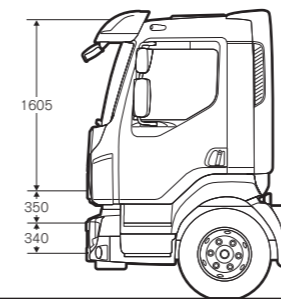
RSS0819A	RSS1125A	RSS1132A
3.31:1	3.58:1	3.78:1
3.58:1	3.73:1	4.13:1
3.73:1	3.90:1	4.50:1
3.91:1	4.11:1	5.14:1
4.10:1	4.33:1	5.67:1
4.30:1	4.63:1	6.17:1
4.56:1	4.88:1	
4.88:1	5.13:1	
5.13:1	5.29:1	
5.29:1	5.57:1	
5.57:1	5.86:1	
5.86:1		

VOLVO FL CABS

The Volvo FL range of cabs is aerodynamically designed in order to reduce air resistance and the interior is equipped with a wide variety of storage compartments. Additional storage units are available as options. The seats are ergonomic and feature integrated seatbelts and headrests.

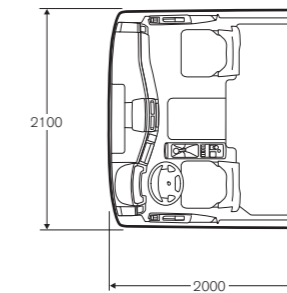
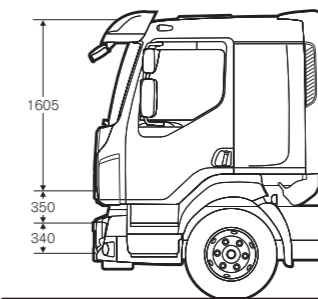
DAY CAB

Day cab with comfortable and ergonomic driver area. Interior height 1,605 mm.



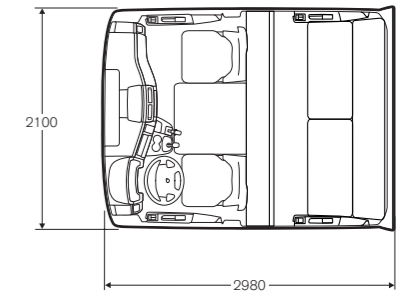

COMFORT CAB

Comfort cab offers extra space that can be equipped with an occasional fold up single bunk or be used as office space with extra storage compartments. Interior height 1,605 mm.



CREW CAB

Crew cab with ample space for several additional passengers up to 6 persons. Interior height 1,605 mm.



CAB SUSPENSION

Front suspension is a rubber cushion for minor vertical movement while the rear suspension is coil spring and shock absorber.

DRIVER'S SEAT

Three different levels of comfort: Comfort, Standard and Economy. All three feature backrest, length, height and front tilt adjustment and integrated headrests.

PASSENGER SEAT

Three different levels of comfort: Standard, Economy or Basic.

COLOURS

Available in 232 fixed variants. On top of that additional colours can be ordered.

STEERING WHEEL

The steering wheel has a diameter of 460 or 500 mm depending on truck configuration and can be pneumatically adjusted to desired position.

ROOF HATCH

The cab can be equipped with either a manual or electrically operated roof hatch that can be opened 50 mm.

CAB HEATING

The cab heating system is available in two variants: manually controlled, heater only, or manually controlled heater and air conditioning. A 2 kW parking heater system is available and can be specified as an option.

INTERIOR STORAGE

The cab has many practical and easily accessible compartments for storage of documents and personal belongings. Above the windscreen there are two storage units protected by a lid or net, as well as four DIN compartments. A number of different storage and tunnel boxes, writing pad and clothes hooks can be specified as options.

HORNS

Option of two roof-mounted horns.

BED (COMFORT CAB)

The bed is offered as either a narrow 580 mm of fold up 780 mm fold up design.

AUDIO PACKAGES			
	<input type="checkbox"/>	<input type="checkbox"/>	<input type="checkbox"/>
	Basic	Medium	Advanced
Radio/CD unit			
Audio CD	•	•	•
CD-R/CD-RW		•	•
wav/wma/mp3		•	•
Speed-dependant volume control		•	•
Extended mute functions	•	•	•
Radio			
FM/AM antenna	•	•	•
FM stations	12	18	18
AM stations	6	6	6
RDS	•	•	•
Connections and interfaces			
Low-level input, 4 channels	•	•	•
3.5 mm stereo line input			•
USB connection			•
iPod interface			•
Bluetooth		•	•
Wireless remote control			•
Speakers			
Number of speakers	2	2	2
Output	2x20 W	2x20 W	2x20 W

Some of the equipment shown or mentioned may only be available as options or accessories and may vary from one country to another in accordance with local legislation. Your Volvo dealer will be happy to provide you with more detailed information. Colours may vary owing to the limitations of the printing process. We reserve the right to alter product specifications without prior notification.

VOLVO TRUCK ACCESSORIES

To customise your truck further for your particular transport operation and for your personal needs, there is a wide range of accessories to choose from. Developed and tested by Volvo Trucks for Volvo trucks. Here's a small selection. Ask your Volvo dealer or visit www.volvotrucks.com to learn more.



Mud flaps



Electrical cab heater



Air horn

Warning beacon light



Seat covers

VOLVO

Volvo Truck Corporation
www.volvotrucks.com