

# MAXIMUM COMFORT IN PASSENGER TRANSPORT.

The MAN TGE minibuses.



# CONTENTS

|    |  |
|----|--|
| 4  | MAN TGE City                                       |
| 8  | MAN TGE Intercity                                  |
| 12 | MAN TGE Coach                                      |
| 16 | MAN TGE Combi Van                                  |
| 20 | Details and features                               |
| 22 | Compartment system / connectivity – infotainment   |
| 24 | Driver's seat / air conditioning for driver's area |
| 26 | Passenger seats                                    |
| 28 | Passenger area climate controls                    |
| 30 | Lighting   |
| 32 | Assistance systems                                 |
| 34 | Wheels / paint finishes                            |
| 36 | Drive types and engines                            |
| 38 | Service and guarantee                              |
| 40 | Technical specifications                           |
| 40 | MAN TGE City                                       |
| 42 | MAN TGE Intercity                                  |
| 44 | MAN TGE Coach                                      |
| 46 | MAN TGE Combi Van                                  |



## Our minibuses

As diverse as the people you carry. The MAN TGE minibuses offer the perfect solution for any task and with their highly varied fitting options, they cover the entire range of modern passenger transport requirements.

Thanks to our over 100 years of experience in the utility vehicle segment, we know customers' needs like nobody else. And our expertise speaks for itself: flexible configuration options, innovative assistant systems and a comprehensive service and maintenance offering in trusted MAN quality – round the clock.

Choose MAN when it comes to minibuses.

# WHERE COMFORT IS YOUR DESTINATION.

The TGE City offers top-class quality all down the line.



## The MAN TGE City

**Comfortable, spacious and flexible:** the MAN TGE City ensures a modern passenger experience for scheduled transport services.

With its passenger-friendly fittings, this agile multitasker provides optimal urban transport comfort. Padded bucket seats, large panorama windows and an extensive low-floor area for prams and wheelchairs invite guests of all kinds to sit back and relax. And ergonomically designed handrails ensure a comfortable ride throughout even when standing.

For embarking and disembarking as well, the MAN TGE City sets standards in comfort: the double-wide outward gliding door guarantees a smooth passenger flow, optimally aided by the low entry sill. It enables effortless embarking and disembarking at standard bus stops with a kerb. Lowering of the vehicle is thus no longer necessary, which saves valuable time. Moreover, the MAN TGE City is equipped factory-direct with a fold-out ramp.

## Highlights of the TGE City

### Double-wide-outward gliding door

Ensures a smooth passenger flow

### Fold-out ramp for wheelchairs

Stable non-slip aluminium ramp

### Low sill

Embarking and disembarking without the ramp at standard bus stops with a kerb

## MAN TGE City | Equipped for comfort in public transport.



### Electronic destination display

The MAN TGE City truly takes its cues from its big brothers: the highly visible, electronic destination display can be operated either directly or via the ticket printer.<sup>1</sup> An additional destination display in the interior<sup>1</sup> as well as fittings for 19" track inserts for an AVL system<sup>1</sup> can be added on request.

<sup>1</sup> Optional feature at extra cost.

### Number of seats

The arrangement and number of seats can be adjusted individually to suit requirements of all kinds. Our variant with optimised seating offers up to 13 bucket seats and 3 folding seats, for instance. Alternatively, our space-optimised variant has fewer seats and thus more room for wheelchairs, prams and standing passengers – whichever suits your needs best.



# THE SPACE POSSIBILITIES YOU DREAM OF.

The Intercity model combines flexibility with the highest comfort.



## The MAN TGE Intercity

All kinds of room for travelling in style: the MAN TGE Intercity is the perfect vehicle for making a grand entrance. In its 16-seat model, entry via the side sliding door and a flexible seat mounting system offer full variability. The track system integrated into the floor with optional quick-release fasteners<sup>1</sup> allows for effortless installation or removal of seats for utmost flexibility. Plus, the electric sliding door<sup>1</sup> and electrically extendable step operated via the simple push of a button add even greater comfort.

As a 19-seat model it features low entry height and an electric outward gliding door, adding extra comfort as well as extra seats. The Intercity is perfect as a shuttle bus for schools or clubs and is always a practical companion for excursions in the hospitality sector. The series-standard emergency braking system and crosswind assistant set an extraordinary standard in terms of safety and can be augmented with numerous additional assistants such as a rear view camera<sup>1</sup> or fatigue recognition system<sup>1</sup>.

The MAN TGE Intercity comes with rear-wheel drive and either a 6-gear manual transmission or an 8-gear automatic transmission, and it can be tailored to meet many other individual requirements.

<sup>1</sup> Optional feature at extra cost.

## Highlights of the TGE Intercity

### Airline rails

Integrated track system for effortless configuration



### Boot for luggage

The extra-long variant offers capacious storage space

## MAN TGE Intercity | Perfect for shuttle transport.



### Electric sliding door<sup>1</sup> – smart and user-friendly

The electric sliding door at the passenger compartment provides additional comfort in embarking and disembarking. It is operated via the simple push of a button and supplemented by an extendable and retractable step.

### Entry via the front passenger door – clever and practical (1)

As an alternative to the sliding door, entry directly via the front passenger door is possible. This configuration allows for additional seats (19 + 1) through the elimination of the right front passenger seat.

### Seat configuration – comfortable and varied

Long or extra long? The MAN TGE Intercity is available in two sizes and with a wide variety of seating configurations. The long variant offers 16 + 1 seats and the extra-long variant offers 19 + 1 seats.



<sup>1</sup>Special fitting for an additional price.

# THE DIRECT ROUTE TO LUXURY AND PERFORMANCE.

The Coach models impress with their extensive range of fittings.



## The MAN TGE Coach

**Power meets pleasure:** the MAN TGE Coach is the perfect minibus for discerning groups on the move and individual transport. With the MAN TGE Coach, up to 16 passengers can be afforded maximum travel comfort. High-quality adjustable leather seats and ample space ensure a pleasant journey even when the road is long. Every seat is equipped with its own ventilation regulator for the series-standard climate control system, individual lighting and storage compartments for handbags or backpacks. Additional luggage items can be easily stored in the capacious boot. USB ports at every seat and a shelf for phones make sure each passenger has access to individualised entertainment options. The wood-look flooring and imitation leather interior side panelling create an extraordinarily luxurious ride, and ambient lighting<sup>1</sup> puts the finishing touches on the elegant interior fittings.

The best safety possible is also ensured, as the MAN TGE Coach is not only powered by a 130-kW engine, but is also equipped with three-point seat belts, numerous assistance systems and a rear view camera<sup>1</sup>. Passengers are thus sure to travel with first-class comfort and reach their destination safely.

<sup>1</sup>Special fitting for an additional price.

## Highlights of the TGE Coach

### Privacy glass windows

No curious stares into the vehicles and private areas stay private

### Entry via the front passenger door

Entry via the electric gliding door on the passenger side

## MAN TGE Coach | Comfort for discerning passengers.

### Seat configuration – comfortable and elegant

Its 16 passenger seats plus the driver's seat guarantee that all interior space is used optimally. Thanks to fixed installation of the seat posts in the vehicle floor and lowered wheel housing, all seats offer fully unimpeded legroom. Perfect for smaller groups that wish to travel in style and comfort.



### Rear flap access to large boot – sophisticated and capacious

More leg space and room to move for passengers: the low inset boot offers plenty of space for large luggage items. Despite its impressive capacity, however, travelling up or down more demanding inclines can be taken in its stride, without making contact with the road. Insulation and panelling round out the boot's high-quality workmanship.

# WHERE EVERY PASSENGER IS A VIP.

The MAN TGE Combi Van offers tailor-made solutions.

# HOTEL

## The MAN TGE Combi Van

**Small bus, many possibilities: the MAN TGE Combi Van covers the entire spectrum of passenger transport needs.**

To ensure a first-class experience, the MAN TGE Combi Van with the “Shuttle” package<sup>1</sup> is loaded with exclusive and unique fittings. Its numerous highlights like individual passenger climate controls ensure optimal comfort as a high-quality VIP or hotel shuttle. And even factory-direct, the “Basic” package offers as series-standard an emergency braking system and crosswind assistant, which, extraordinary on their own, can be supplemented as needed. With space for up to 2 wheelchairs, the “Mobility” package<sup>1</sup> provides barrier-free and wheelchair-friendly transport for people with limited mobility. The rear ramp, either manually or electrically operated<sup>1</sup>, ensures comfortable and secure embarking and disembarking.

And since at MAN, we spell “tomorrow” with an “e”, this model is also available as a MAN eTGE equipped with an efficient and emission-free electric drive system.

<sup>1</sup> Special fitting for an additional price.

## MAN TGE Combi Van | Flexible special-use vehicle for all requirements.

### M1 certification factory-direct

Thanks to its certification as an M1 vehicle for special-purpose use, every model of the MAN TGE Combi Van offers factory-direct the possibility for wheelchair transport.

### Seat configuration – numerous possibilities

The series-standard integrated airline rails enable effortless and quick installation and removal of the individual seats as well as the possibility to secure luggage and other cargo – thus providing maximum flexibility. If needed, for instance, 2 seats can be installed facing counter to the direction of travel in order to create space for a convenient table.<sup>1</sup> The seats can also be supplied with fixed installation if desired.

<sup>1</sup> Special fitting for an additional price.



### Optimally equipped – the Basic package

The Basic package covers all the features that are standard for the MAN TGE Combi Van factory-direct. It comprises the series-standard emergency braking system and crosswind assistant, sturdy interior side and roof panelling, a capacious boot and up to 7 seats (6 passengers, 1 driver). The Basic package additionally offers the possibility for wheelchair-compatible transport.



### Barrier-free transport – the Mobility package

The Mobility package offers a barrier-free configuration. It comprises 4 seats (3 passengers, 1 driver) and offers space for 2 wheelchairs for wheelchair-compatible transport of persons with limited mobility. For comfortable embarking and disembarking, a manual rear ramp and an electric sliding door with a step are also offered.



### Impressive quality – the Shuttle package

Our Shuttle package offers an exclusive passenger experience with up to 9 seats (8 passengers, 1 driver). Equipped with premium side panelling, elegant window trim and a second climate control system with a roof-mounted duct, it offers utmost comfort. An electric sliding door and a step for embarking and disembarking round out the package. The Shuttle package additionally offers the possibility for wheelchair-compatible transport.

## Details and features

As customised as you like: even factory-direct, the MAN TGE minibuses are in a class of their own.

Every vehicle is equipped series-standard with our emergency braking system and crosswind assistant – this means you are offered a one-of-a-kind safety standard you can supplement with numerous additional systems. The integrated track system of the MAN TGE Intercity and Combi Van provides even further comfort as it enables effortless installation and removal of individual seats, each with a three-point safety belt. Additional highlights such as electric sliding doors or steps can also be added to optimally round out the vehicles' technical features.

Discover the highly varied and flexible fitting possibilities. Be it simple or exclusive, any vehicle you choose is guaranteed to be a true MAN. Take advantage of our comprehensive round-the-clock service and maintenance offering in proven MAN quality.

# YOUR COMFORT IS OUR COMMAND.

The MAN TGE minibuses offer highly varied configuration options.





## Compartment system.

The extraordinary interior of this minibus immediately sets it apart from the rest.

Thanks to the well-designed compartment system for the driver, everything has its place. In addition to the especially large and deep storage compartments along the entire length of the windscreen, further compartments and storage

areas can be found in the roof, above the spacious glove compartment and in the doors. The dashboard includes two cupholders – one for the driver and one for the front passenger – and one (optionally three) 12V outlets, a mini jack and two USB ports. A fourth 12V outlet and a 230V outlet on the driver console are also optionally available.

- 1 – USB port<sup>1</sup>
- 2 – Storage compartments in the doors
- 3 – Cupholders
- 4 – 12V power socket<sup>1</sup>
- 5 – Lockable glove compartment<sup>1</sup>
- 6 – Sophisticated storage system with compartments

<sup>1</sup>Special fitting for an additional price.

## Connectivity – infotainment.

With the new generation of internet-capable infotainment systems<sup>1</sup>, we help to make your life easier.

When combined with our series-standard telematics box<sup>2</sup>, you have mobile access to a range of online services. The new infotainment systems are simple and intuitive to use and are available with four different function packages.

### 1 – MAN Media Van Business Navigation – the comprehensive package

- 8-inch TFT colour display with touchscreen
- DAB+-capable<sup>3</sup>
- Hands-free functionality
- Wireless MAN SmartLink for connecting a smartphone via Bluetooth or Wi-Fi
- Including two-year licence for navigation functionality with live traffic data and regular map updates (extension possible via MAN Now)
- Usage of online services (weather updates, news)
- Usage of music streaming services via smartphone (MirrorLink™, Apple CarPlay™, Android Auto™)

### 2 – MAN Media Van Business – sophisticated comfort

- 8-inch TFT colour display with touchscreen
- DAB+-capable<sup>3</sup>
- Wireless MAN SmartLink for connecting a smartphone via Bluetooth or Wi-Fi
- Usage of online services (weather updates, news) excluding live traffic function

### 3 – MAN Media Van – the classic with touchscreen

- 6.5-inch TFT colour display with touchscreen
- DAB+-capable<sup>3</sup>
- Hands-free functionality and MAN SmartLink for connecting a smartphone via cable
- Usage of music streaming services via smartphone (MirrorLink™, Apple CarPlay™, Android Auto™)

### 4 – MAN Radio Van – the basic radio package

- Basic radio (not DAB+-capable)
- Slot for SD card
- Clear button arrangement

## Touchscreen operation

Touchscreen with proximity sensing (except in MAN Radio Van package)



<sup>1</sup>Special fitting for an additional price.

<sup>2</sup>Not available in MAN eTGE, vehicles without a radio or vehicles with no radio compartment.

<sup>3</sup>Excluding Israel, Morocco, Mexico, Turkmenistan, Ukraine.

## Driver's seat.

Whether heading to the next stop or taking a well-earned break, the MAN TGE is a true professional that goes wherever you go.

The driver's workspace and cockpit offer utmost ergonomic design and comfort – even on bumpy roads. With its refined system of multifaceted storage areas and compartments, everything is kept perfectly tidy too.

### Seating configurations and covers

There are six seating options, ranging from “Standard”, “Comfort” and “ComfortPlus”<sup>1</sup>, all available as swivel seats<sup>1</sup>, to the extraordinarily ergonomic “ergoComfort”<sup>1</sup> seat featuring the AGR seal of approval, and even a massage function in the “ergoActive”<sup>1</sup> version. We also offer a wide selection of seat covers for the MAN TGE. Choose between the extremely abrasion-resistant long-lasting seat covers made of the robust “Marathon”<sup>1</sup> material popular in utility vehicles and the series-standard “Toronto Grid” fabric seat covers. Additionally, high-quality seat covers in “Mesh” synthetic leather are also available.

### 1 – Driver's seat “ComfortPlus”<sup>1</sup>

The driver's seat “ComfortPlus” features electrically adjustable four-way lumbar support as well as folding armrests on both sides – so that you can lean back and relax even on longer drives.



<sup>1</sup> Special fitting for an additional price.

## Air conditioning for driver's area.

In a MAN TGE, you can set your climate to be just right in no time.

Optimal climate is key to ensuring the comfort of the driver and giving them a secure feeling every time they drive. The MAN TGE is equipped with intelligent systems that help to create an all-round optimal interior temperature.

### Heating and ventilation

The MAN TGE comes with heating and ventilation as standard.

### 1 – Climatic<sup>1</sup> (manual)

Continuously variable climate controls ensure the interior temperature is exactly as desired.

### 2 – Climatronic<sup>1</sup> (automatic)

With this system, temperatures can be individually adjusted in two or three zones including those of the driver, front passenger and cargo/passenger areas. It takes into account the intensity of the sun and the exterior temperature and then adjusts the air conditioning to compensate. Automatic air recirculation, an air quality sensor, additional air vents in the roof panelling<sup>1</sup> and optional additional heating also ensure a pleasant interior climate.

<sup>1</sup> Special fitting for an additional price.

Refrigerant R1234yf is used in vehicle classes N1, M1, N2 and M2. The GWP value of the refrigerant used is 4 (refrigerant R1234yf). The quantities vary between 540 – 570 grams with one air conditioning compressor and 785 – 815 grams with two air conditioning compressors. Refrigerant R134a is used in the eTGE. The GWP value of the refrigerant used is 1,430 (refrigerant R134a). The quantities depend on the air conditioning compressor and vary between 560 – 590 grams.





## Passenger seats.

**When it comes to seating, the MAN TGE offers quite a range of solutions.**

Our passenger seats impress with their flexible usage possibilities, ergonomic design and numerous cover options.<sup>2</sup> Technological comfort is assured thanks to USB ports<sup>1</sup> that offer practical charging for smartphones and other devices. Below their single and double seats, the MAN TGE Intercity, Combi Van and Coach offer passenger-friendly leg space and storage for smaller luggage items. Roomy arrangement of the individual seat rows provides additional comfort.

### 1 – MAN TGE City



In the MAN TGE City, large panorama windows, a spacious lower floor area and fixed upholstered bucket seats create a particularly comfortable passenger experience. Up to 3 folding seats can additionally be installed on the side wall.

### 2 – MAN TGE Intercity and Combi Van

In the MAN TGE City, large panorama windows, a spacious lower floor area and fixed upholstered bucket seats create a particularly comfortable passenger experience. Up to 3 folding seats can additionally be installed on the side wall.

### 3 – MAN TGE Coach

The fixed seats of the MAN TGE Coach provide high series-standard comfort each with a holder for tablets, a magazine pocket and a USB port. A lockable compartment for valuables and a hostess<sup>1</sup> call button are also located directly at the seat. For custom-made luxury, you can choose from two different design packages to give the high-quality leather seats additional optical refinement.



<sup>1</sup>Special fitting for an additional price.

<sup>2</sup>The illustrated colours may vary due to technical aspects of the printing process.



## Klimatisierung Fahrgastraum.<sup>1</sup>

**Automatisiert oder ganz individuell: Wie der Wind weht, kann im MAN TGE auch der Fahrgast bestimmen.**

Der MAN TGE bietet eine Vielzahl an Möglichkeiten, um im Fahrgastraum für das perfekte Klima und ein angenehmes Fahrgefühl zu sorgen. Jedes Modell lässt sich mit einer separaten Klimaanlage<sup>1</sup> ausstatten, die für eine perfekte Regulierung der Temperatur sorgt. Beim MAN TGE Intercity und Coach sorgt die serienmäßige Klimaanlage für eine besonders hohe Frischluftzufuhr im Fahrgastraum. Für die kalte Jahreszeit bieten zudem die Standheizung<sup>1</sup> und die beidseitigen Konvektoren bei allen Modellen eine komfortable Lösung. Darüber hinaus gibt es weitere, spezifische Varianten, wie zum Beispiel wärmeisolierende Scheiben<sup>2</sup> oder verstellbare Düsen<sup>2</sup> an den Sitzen.



1

- 1 – Bedieneinheit des MAN TGE Kombi für die Klimatisierung im Fahrgastraum<sup>1</sup>
- 2 – Dachklimakanal<sup>1</sup> im MAN TGE Kombi
- 3 – Belüftungsregelung im MAN TGE Coach

<sup>1</sup> Sonderausstattung gegen Mehrpreis.  
In den Fahrzeugklassen N1, M1, N2 und M2 wird das Kältemittel R1234yf verwendet. Der GWP-Wert des verwendeten Kältemittels beträgt 4 (Kältemittel R1234yf). Die Füllmengen variieren zwischen 540 – 570 Gramm bei einem Klimakompressor und 785 – 815 Gramm bei zwei Klimakompressoren. Beim eTGE wird das Kältemittel R134a verwendet. Der GWP-Wert des verwendeten Kältemittels beträgt 1.430 (Kältemittel R134a). Die Füllmengen sind abhängig vom Klimakompressor und variieren zwischen 560 – 590 Gramm.

<sup>2</sup> Sonderausstattung gegen Mehrpreis.



2



3



## Lighting.

**Putting everything in the right light, from the entrance to the ceiling: the MAN TGE creates a cosy atmosphere all round.**

In the MAN TGE City, series-standard LED strips in the roof area provide a well-lit passenger compartment and can be supplemented by ambient lighting.<sup>1</sup> The MAN TGE Intercity, Combi Van and Coach are equipped series-standard with a long white light incorporated into the vehicle roof interior; in the MAN TGE Intercity and Coach, this is supplemented with a blue night light. In the MAN TGE Coach, additional lights are incorporated into the overhead luggage storage to provide individual seat lighting. This model further includes series-standard ambient lighting in the floor area, which ensures a particularly pleasant atmosphere.



1



2

- 1 – Seat lighting in the MAN TGE Coach
- 2 – LED lighting in the MAN TGE City

<sup>1</sup>Special fitting for an additional price.



# WE PREFER THE SAFE ROAD.

Innovative and reliable assistants.

## Assistance systems.

**You need a team you can rely on.** Which is why the MAN TGE comes with a range of innovative safety systems to help you, depending on the capabilities of the selected system, to concentrate on your work and prevent costly damage to your vehicle at the same time.

### 1 – Emergency Brake Assist (EBA) as series-standard

If the MAN TGE is approaching an obstacle and the driver doesn't react, the series-standard emergency braking system warns the driver and then activates the brake in case of an emergency. In combination with the automatic transmission, the system automatically brings the vehicle to a complete stop to prevent a collision.

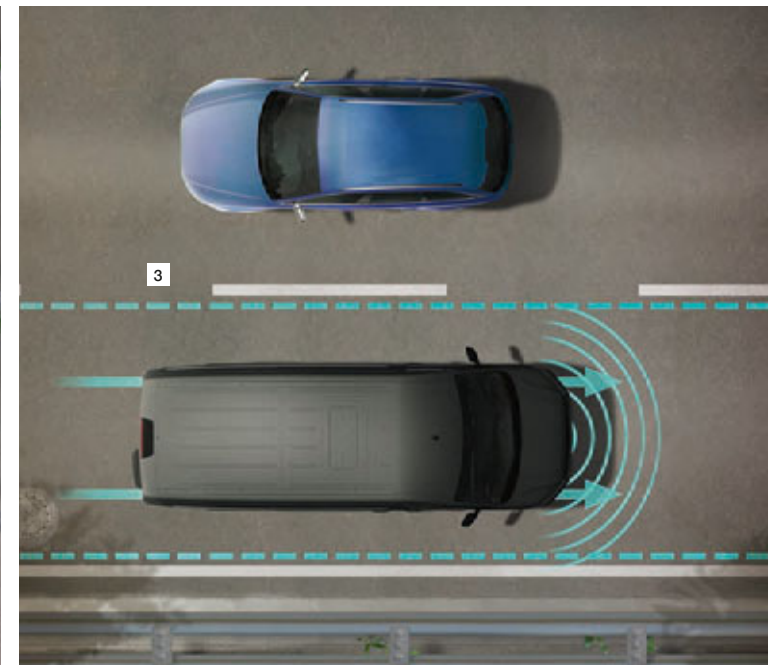

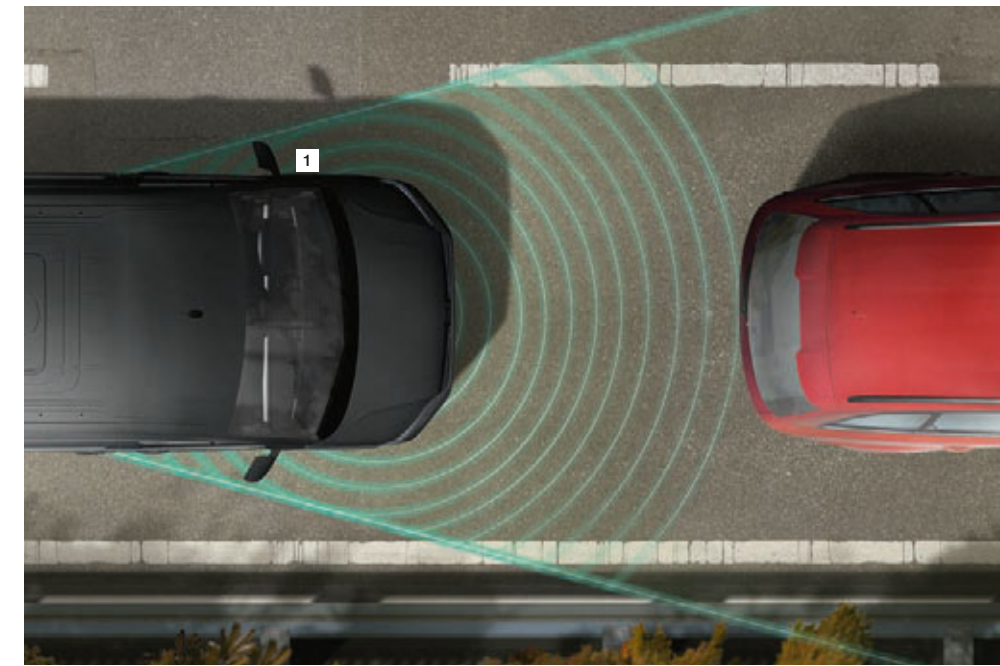
### 2 – Adaptive cruise control (ACC)<sup>1</sup>

Convenient and practical adaptive cruise control with speed limiter that in combination with automatic transmission can brake the vehicle to a full stop.

### 3 – Active lane assist<sup>1</sup>

If the vehicle unintentionally exits the lane, active lane assist automatically compensates and steers the vehicle back into the lane. The system automatically activates at speeds over 65 km/h and functions reliably even in poor weather conditions or with low visibility.

### Crosswind assist: this system keeps the MAN TGE safely in its lane in case of wind from the side or on a laterally sloped road surface.



## Additional assistance systems.

**Lane change assist:**<sup>1</sup> lane change assist warns the driver of oncoming traffic in the driver's blind spot when changing lanes at speeds over 10 km/h. The system prevents potential collisions during lane changes – in city traffic and on the motorway.

**Fatigue detection:**<sup>1</sup> this system detects deviations from normal driving behaviour that indicate fatigue and then advises the driver with an acoustic and visual signal to take a break.

**Multi-collision brake:** when a collision is detected, this system ensures the vehicle fully brakes to prevent further accidents.

**High-beam assist:**<sup>1</sup> this system senses vehicles up ahead or oncoming traffic and automatically switches back to low beam.

**Light/rain sensor:**<sup>1</sup> this system reacts automatically in darkness or rain, regulating the headlights and windscreen wipers accordingly.

**Hill ascent assist:** this system automatically assists start-up on inclines by preventing the vehicle from rolling backwards.

**Parking assist:**<sup>1</sup> this system helps the driver manoeuvre when parking using acoustic and visual signals that indicate the distance remaining in front and behind the vehicle.

**Rear view camera:**<sup>1</sup> images from this camera are displayed on the cockpit monitor. The system helps the driver when parking, manoeuvring and reversing.

**ABS & ESP:** electronic stability control is an add-on to the anti-lock braking system. This electronically controlled driver assistance system strategically brakes individual wheels to prevent swerving and skidding.

<sup>1</sup> Special fitting for an additional price.

## Wheels.

The MAN TGE's wheels keep you rolling in style.

It's your choice: light-alloy wheels, or steel wheels with full hubcaps or with centre caps.

- 1 – Steel wheel with full hubcap<sup>1</sup>
- 2 – Steel wheel with centre cap in chrome<sup>1</sup>
- 3 – Light-alloy wheel<sup>1</sup>
- 4 – Twin tyres from 5 tonnes: steel wheel in black or silver

<sup>1</sup>Special fitting for an additional price, only available for Combi Van.



## Paint finishes.<sup>2</sup>

Your MAN TGE is like a business card on wheels: whether solid-coloured, metallic, Deep Black Pearlescent or a special paint finish – now you can show your true colours and make a great impression.

- 1 – Danish Blue
- 2 – Cherry Red
- 3 – Colza Yellow
- 4 – Sky Blue
- 5 – Indium Grey Metallic<sup>1</sup>
- 6 – Candy White
- 7 – Deep Black Pearlescent<sup>1</sup>
- 8 – Reflex Silver Metallic<sup>1</sup>

And if Candy White isn't candy enough or Deep Black isn't deep enough for you, there are over 90 other finishes for you to choose from.

<sup>1</sup>Special fitting for an additional price.

<sup>2</sup>The illustrated colours may vary due to technical aspects of the printing process.

## Drive types and engines.

**What's the most important thing on the job? Having the right drive. That's why the MAN TGE impresses equally in terms of performance and efficiency – with cutting-edge diesel and electric engines.**

These engines have been developed especially to meet the needs of the utility vehicle segment and combine long service life with high power and low consumption. So no matter what the transmission or drive type you choose, these engines deliver outstanding performance, high efficiency and superb reliability even under extreme driving conditions.

### MAN TGE Intercity and Combi Van

With these models, the front- and all-wheel drive is only available for vehicles of up to 4 tonnes; the electric engine is only available for vehicles of up to 3.5 tonnes. From 15 seats, all vehicles are available in the 5-tonne size with rear-wheel drive and twin-tyre configuration.

### MAN TGE City and Coach

Both models come standard as a 5-tonne vehicle with a 130-kW engine, rear-wheel drive and an 8-gear automatic transmission. The MAN TGE Coach is optionally also available with manual transmission.

| Driveline           | Specifications  | Engine power  | Gearbox  |
|---------------------|---|---------------|--|
| Front-wheel drive   | - High load capacity  | 103-kW engine | 6-gear manual transmission/<br>8-gear automatic transmission |
|                     | - High trailer load capacity of up to 3.0 t<br>- 100-mm-lower loading edge and entry height<br>- High loading compartment height<br>- Transverse front engine | 130-kW engine | 6-gear manual transmission/<br>8-gear automatic transmission |
| Rear-wheel drive    | - High trailer load capacity of up to 3.5 t   | 103-kW engine | 6-gear manual transmission                                   |
|                     | - Small clearance circle<br>- Maximum load capacity<br>- Best traction at heavy loads<br>- Longitudinally installed front engine                              | 130-kW engine | 6-gear manual transmission/<br>8-gear automatic transmission |
| All-wheel drive 4x4 | - Reliable traction   | 103-kW engine | 6-gear manual transmission                                   |
|                     | - Secure drive behaviour<br>- Best directional stability<br>- High trailer load capacity of up to 3.0 t<br>- Transverse front engine                          | 130-kW engine | 6-gear manual transmission/<br>8-gear automatic transmission |


### Diesel engines:

#### 2.0 I (103 kW, 340 Nm):<sup>1</sup>

Front-, rear- and all-wheel drive 4x4  
Average fuel consumption: from 7.1 l/100 km  
CO<sub>2</sub> emissions: from 185 g/km

#### 2.0 I (130 kW, 410 Nm):

Front-, rear- and all-wheel drive 4x4  
Average fuel consumption: from 7.0 l/100 km  
CO<sub>2</sub> emissions: from 194 g/km



### Electric engine:

#### Electric (100 kW, 290 Nm):

Front-wheel drive  
Energy consumption: 30.9 – 29.0 kWh/100km  
CO<sub>2</sub> emissions: 0 g/km

<sup>1</sup>Not available in combination with twin-tyre configurations.





## Service and guarantee.

### One of the best features of the MAN TGE: the MAN team.

With individual solutions, ultramodern time and servicing management, MAN Genuine Parts and Accessories, and customised MAN service contracts, we effectively clear the path for your success. Combined with flexible opening hours at our MAN service centres and our 24-hour roadside assistance, you've got all-round security at your back.

### MAN mobility guarantee

The MAN mobility guarantee ensures you stay mobile – even in exceptional cases when a vehicle can't be repaired right away. MAN guarantees a replacement vehicle from the van segment and is the only manufacturer to reimburse damages for time lost<sup>1</sup> should a suitable vehicle not be available in exceptional cases. That means you've always got secure support at your side should your TGE stop running due to a technical defect. A single call is all that's needed and we'll arrange swift and professional assistance. Every MAN TGE comes with the standard two-year MAN mobility guarantee.

Furthermore, having your vehicle serviced by the network of MAN service centres extends this guarantee to the next regular service appointment.

<sup>1</sup>Regarding mobility guarantee conditions, please see also [www.services.man.eu](http://www.services.man.eu).

### MAN ProfiDrive®

The MAN TGE is a true all-rounder tailor-made for the tasks and challenges of your individual daily drive. Qualified MAN ProfiDrive® trainers help you drive your MAN TGE more intelligently, safely and efficiently while reducing your operating costs at the same time. MAN ProfiDrive® also includes a range of seminars tailored to the van segment. Many of these seminars can be recognised and certified in accordance with the guidelines of the professional utility vehicle driver qualification.

### MAN Services

Once a MAN, always a MAN. That goes for the MAN TGE as well as MAN's repair and maintenance service. Our customised service contracts allow for various additional services such as driveline and total vehicle warranty to be included as well. A MAN Services contract offers you complete planning and costing security as well as relief from administrative burdens. You can choose between the "Comfort", "ComfortPlus" and "ComfortSuper" service contracts. These contracts help you safeguard your business as well as plan maintenance and inspections intelligently.

### MAN Digital Services

Make your MAN TGE even smarter. Digital data exchange via the RIO platform enables you to lower your fuel consumption even further, achieve optimal capacity management and plan servicing times precisely. The requirement for this functionality is the RIO box, which is installed in the TGE free of charge when a telematics configuration is prepared. Via the cloud-based, open and manufacturer-independent RIO platform, you have access to the entire offering from MAN DigitalServices, RIO and other partners. As soon as you have registered, you can begin using the free service MAN Essentials. You can also access the marketplace and take advantage of applications like the fleet monitor and deployment analysis. In the marketplace, you have the possibility to book vehicle- and logistics-based services such as:

#### MAN Advance:

- extended storage period for MAN Essentials data
- more detailed and more frequently updated insights into your fleet's daily operations and trend analyses over longer time frames

#### MAN Maintenance:

- clear overview of all service and vehicle status data via a single access point
- workshop management

#### MAN Compliant:

- download tachograph and driver card data with just a few clicks
- ensures files from the tachograph are stored in data formats conforming to legal regulations

### MAN Financial Services and MAN Rental:

Our individually designed finance packages offer you a comprehensive range of options for cost-effectively purchasing a new MAN TGE. With our leasing offers, you can optimally calculate costs as you only pay for the time actually used. Our insurance products ensure comprehensive coverage for damages caused by third parties and own negligence.

The MAN Card simplifies international payment of fuel and services performed as well as your vehicle-related costs accounting. And with our rental offers, you can even expand your fleet capacity for a defined period at short notice. All so that you stay flexible and competitive. And if you'd like to receive a personal consultation, simply contact us directly.

### MAN Mobile24

Whether you're in the urban jungle or the untouched forest: our MAN Mobile24 round-the-clock roadside assistance ensures that you'll stay right on track. The MAN roadside assistance is ready to help you out 24/7 – 365 days a year. In the case of a breakdown, simply call the Mobile24 number from any European country and you'll be connected with a competent partner ready to help. If necessary, a MAN mobile service vehicle will be dispatched from one of the approximately 2,000 service centres throughout Europe.

## MAN TGE City | Technical specifications

|                             | Unit       | Extra long with super-high roof |
|-----------------------------|------------|---------------------------------|
| Gross vehicle weight        | kg         | 5,000                           |
| Length                      | mm         | 7,391                           |
| Width                       | mm         | 2,069                           |
| Height                      | mm         | 2,830                           |
| Type of tyre, rear axle     |            | Twin-tyre configuration         |
| Standing height             | mm         | 2,089                           |
| Passenger capacity max.     |            | 19                              |
| Seating capacity max.       |            | 16                              |
| Wheelchair capacity max.    |            | 1                               |
| Permissible axle load front | kg         | 2,200                           |
| Permissible axle load rear  | kg         | 3,500                           |
| Wheelbase                   | mm         | 4,490                           |
| Clearance circle            | m          | 16.5–17.0                       |
| Rear double-wing door       | mm         | 1,552 x 1,840                   |
| Lateral sliding door        | mm         | 1,200 x 1,860                   |
| Gearbox                     |            | 8-gear automatic transmission   |
| Engine power                | kW<br>(HP) | 130 (177)                       |
| Driveline                   |            | Rear-wheel drive                |
| Tank volume diesel          | l          | 75                              |
| Tank volume AdBlue          | l          | 18                              |



Extra long with super-high roof



|                        |                      |
|------------------------|----------------------|
| Summer tyres           | 205/75 R16 C 113/111 |
| Rolling resistance     | B                    |
| Wet grip               | A                    |
| External rolling noise | 72 dB                |
| Noise emissions        |                      |

## MAN TGE Intercity | Technical specifications

|                             | Unit    | Long with high roof   | Extra long with high roof                                   |
|-----------------------------|---------|---|---|
| Gross vehicle weight        | kg      | 5,000   | 5,000   |
| Length                      | mm      | 6,836   | 7,391   |
| Width                       | mm      | 2,069   | 2,069   |
| Height                      | mm      | 2,625   | 2,625   |
| Type of tyre, rear axle     |         | Twin-tyre configuration                                     | Twin-tyre configuration                                     |
| Standing height             | mm      | 1,861   | 1,861   |
| Passenger capacity max.     |         | 16  | 19  |
| Seating capacity max.       |         | 16  | 19  |
| Wheelchair capacity max.    |         | 1   | 1   |
| Permissible axle load front | kg      | 2,200   | 2,200   |
| Permissible axle load rear  | kg      | 3,500   | 3,500   |
| Wheelbase                   | mm      | 4,490   | 4,490   |
| Clearance circle            | m       | 16.5–17.0   | 16.5–17.0   |
| Rear double-wing door       | mm      | 1,552 x 1,840   | 1,552 x 1,840   |
| Side sliding door           | mm      | 1,311 x 1,822   | Entry via outward gliding door                              |
| Gearbox                     |         | 6-gear manual transmission<br>8-gear automatic transmission | 6-gear manual transmission<br>8-gear automatic transmission |
| Engine power                | kW (HP) | 103 (140)<br>130 (177)                                      | 103 (140)<br>130 (177)                                      |
| Driveline                   |         | Rear-wheel drive  | Rear-wheel drive  |
| Tank volume diesel          | l       | 75  | 75  |
| Tank volume AdBlue          | l       | 18  | 18  |



Extra long with high roof



|                        |                      |
|------------------------|----------------------|
| Summer tyres           | 205/75 R16 C 113/111 |
| Rolling resistance     | B                    |
| Wet grip               | A                    |
| External rolling noise | 72 dB                |
| Noise emissions        |                      |

Height measurements exclusive of roof-mounted climate system. The dimensions listed here may vary by approx. ± 40 mm depending on exact fittings.

## MAN TGE Coach | Technical specifications

|                             | Unit    | Extra long with high roof                                   |
|-----------------------------|---------|---|
| Gross vehicle weight        | kg      | 5,000   |
| Length                      | mm      | 7,391   |
| Width                       | mm      | 2,069   |
| Height                      | mm      | 2,625   |
| Type of tyre, rear axle     |         | Twin-tyre configuration                                     |
| Standing height             | mm      | 1,861   |
| Passenger capacity max.     |         | 16  |
| Seating capacity max.       |         | 16  |
| Permissible axle load front | kg      | 2,200   |
| Permissible axle load rear  | kg      | 3,500   |
| Wheelbase                   | mm      | 4,490   |
| Clearance circle            | m       | 16.5–17.0   |
| Side sliding door           | mm      | Entry via front passenger side                              |
| Gearbox                     |         | 6-gear manual transmission<br>8-gear automatic transmission |
| Engine power                | kW (HP) | 130<br>(177)  |
| Driveline                   |         | Rear-wheel drive  |
| Tank volume diesel          | l       | 75  |
| Tank volume AdBlue          | l       | 18  |



Extra long with high roof



Vehicle dimensions in mm

|                        |                      |
|------------------------|----------------------|
| Summer tyres           | 205/75 R16 C 113/111 |
| Rolling resistance     | B                    |
| Wet grip               | A                    |
| External rolling noise | 72 dB                |
| Noise emissions        |                      |

Height measurements exclusive of roof-mounted climate system. The dimensions listed here may vary by approx. ± 40 mm depending on exact fittings.

## MAN TGE Combi Van | Technical specifications

|                             | Unit    | Standard length and roof height        | Standard length with high roof  | Long with high roof   |
|-----------------------------|---------|--|---|---|
| Gross vehicle weight        | kg      | 3,500                                  | 3,500   | 3,500   |
| Length                      | mm      | 5,986                                  | 5,986   | 6,836   |
| Width                       | mm      | 2,040                                  | 2,040   | 2,040   |
| Height                      | mm      | 2,355                                  | 2,590   | 2,590   |
| Type of tyre, rear axle     |         | Single-tyre configuration              | Single-tyre configuration   | Single-tyre configuration                                   |
| Standing height             | mm      | 1,726*                                 | 1,961**   | 1,961***  |
| Passenger capacity max.     |         | 8                                      | 8   | 8   |
| Seating capacity max.       |         | 8                                      | 8   | 8   |
| Wheelchair capacity max.    |         | 2                                      | 2   | 2   |
| Permissible axle load front |         | 1,800                                  | 1,800   | 1,800   |
| Permissible axle load rear  |         | 2,100                                  | 2,100   | 2,100   |
| Wheelbase                   | mm      | 3,640                                  | 3,640   | 4,490   |
| Clearance circle            | m       | 13.9–14.2                              | 13.9–14.2   | 16.5–17.0   |
| Rear double-wing door       | mm      | 1,552 x 1,605                          | 1,552 x 1,840   | 1,552 x 1,840   |
| Side sliding door           | mm      | 1,311 x 1,587                          | 1,311 x 1,822   | 1,311 x 1,822   |
| Gearbox                     |         |  | 1-gear automatic transmission (electric)<br>6-gear manual transmission<br>8-gear automatic transmission | 6-gear manual transmission<br>8-gear automatic transmission |
| Engine power                | kW (HP) | 75 (102)<br><br>103 (140)<br>130 (177) | 75 (102)<br>100 (136) electric<br>103 (140) combustion<br>130 (177) combustion                          | 103 (140)<br>130 (177)                                      |
| Driveline                   |         | Front-, rear- and all-wheel drive      | Front-, rear- and all-wheel drive   | Front-, rear- and all-wheel drive                           |
| Tank volume diesel          | l       | 75                                     | 75  | 75  |
| Tank volume AdBlue          | l       | 18                                     | 18  | 18  |
| Battery capacity (eTGE)     | kWh     |  | 36 (electric)   |   |





Standard length with high roof

\* For 4x4 and rear-wheel drive: 1,626.  
 \*\* For electric, 4x4 and rear-wheel drive: 1,861.  
 \*\*\* For 4x4 and rear-wheel drive: 1,861.



Vehicle dimensions in mm

|                        |   |   |
|------------------------|---|---|
| Summer tyres           | 205/75 R16 C 113/111  | 235/65 R 16 C 115/113   |
| Rolling resistance     | B   | B   |
| Wet grip               | A   | A–B   |
| External rolling noise | 72 dB   | 72–70 dB  |
| Noise emissions        |  |  |

Height measurements exclusive of roof-mounted climate system. The dimensions listed here may vary by approx. ± 40 mm depending on exact fittings.

Technical specifications, MAN TGE Combi Van 47

## **MAN Truck & Bus SE**

Postbox 50 06 20

80976 Munich, Germany

[www.van.man](http://www.van.man)

D115.008

Subject to change without notice. Modifications and errors reserved. Products may vary in their shape, construction, colour shades and included features after the copy deadline for this brochure on 1 December 2020. The illustrations may also show special fittings, decoration elements or accessories that are not standard equipment. Where symbols or numbers are used to describe an order or the subject of an order, no rights may be derived solely from these. This publication is for international use. Any statements regarding statutory, legal and tax provisions and their effects are only valid for the Federal Republic of Germany at the time this publication was last updated. Please contact your MAN sales representative for any questions concerning the regulation applicable in other countries and its legal consequences.

---

**MAN Truck & Bus – a member of the MAN Group**