

IVECO X-WAY
PERFECT CROSSING



IVECO

Your partner for sustainable transport



IVECO X-WAY DRIVE THE NEW WAY

The IVECO X-WAY offers **ultimate flexibility** in tailoring the vehicle to your specific requirements. With its mission-oriented approach, HI-TRACTION system and off-road features, it offers the perfect crossing for every mission, guaranteeing **high productivity** all the way to the 'last mile' on jobsites.

The IVECO X-WAY raises the stakes in light off-road missions with the **best payload capacity** of the Super Loader mixer version, which has the lowest kerb weight in the industry.

The IVECO X-WAY integrates the most **advanced features** of the IVECO WAY range for long-haul on-road missions: the **redesigned cab** takes **safety, comfort and fuel efficiency** to an entirely new level, while the advanced connectivity introduces a host of **services** developed to make the driver's life easier and **maximize the vehicle's uptime**.

PERFECT CROSSING	04	TIMBER	26
IVECO X-WAY AT A GLANCE	06	GULLY CLEANER	28
TAILOR-MADE FOR YOUR MISSION	08	THE NATURAL WAY	30
PREMIUM DRIVING COMFORT	10	CHOOSE YOUR CONFIGURATION	32
THE ULTIMATE LIVING AND WORKING ENVIRONMENT	12	IVECO ON	36
MISSION-ORIENTED APPROACH	14	SMART PACK	37
MIXER	16	PREMIUM PACK	38
TIPPER	18	ELEMENTS	39
HOOK LIFTER & SKIP LOADER	20	IVECO ACCESSORIES	40
CRANE & PLATFORM	22	IVECO SERVICES	41
TIPPER SEMI TRAILER	24	CHOOSE YOUR IVECO X-WAY MODEL	42

PERFECT CROSSING



Specifically designed for construction logistics and urban missions, the IVECO X-WAY range is the perfect combination of IVECO's **best long-haul technologies** and **legendary off-road robustness**.

In the Super Loader version this exceptional strength, together with the low kerb weight, mean that the IVECO X-WAY offers the **biggest payload in the market** in its category.

The **modular approach** taken to the extreme and the **mission-oriented design** of this range result in a vast model line-up and **ultimate flexibility** for customers to tailor their vehicle to their specific requirements.

The cabin has been entirely redesigned to provide drivers with **excellent life on board** conditions and further increase the vehicle's **fuel economy**.

The advanced engine technologies deliver the outstanding fuel efficiency that is the hallmark of IVECO's heavy range. Combined with the low maintenance costs, this results in **exceptionally low Total Cost of Ownership**.

With the availability of setups and bumpers specifically designed for off-road missions, and features such as the HI-TRACTION system and the creeping and off-road modes, the IVECO X-WAY is perfectly suited to ensuring **last-mile mobility off-road**, as well as delivering **outstanding performance on the roads**.

IVECO X-WAY AT A GLANCE

Every single detail has been carefully studied to maximise your productivity. The modular, mission-oriented design approach enables you to tailor your vehicle to precisely match your specific requirements.

MODULAR CONFIGURATIONS OF AXLES AND SUSPENSION

WIDE CHOICE OF ENGINES AND CABS

WIDE OFFERING OF GEARBOXES

CHASSIS WITH 7.7 mm-THICK SIDE MEMBER

CONSTANT REAR FRAME SECTION

OPTIMISED MIRROR DESIGN

COMPLETE PTO OFFERING

SUPER LOADER VERSION:
BEST-IN-CLASS PAYLOAD

FRONT GRILL DESIGN

FULL LED HEADLIGHTS
AND PROTECTION GRID

MULTI-PIECE BUMPERS

VEHICLE SETUPS: ON, ON+, OFF

TAILOR-MADE FOR YOUR MISSION

CUSTOMIZE YOUR BUMPER

The all-new bumper offers a choice of plastic, hybrid or steel solutions, so you can choose the one that matches the requirements of your specific mission.

The multi-piece bumper will protect you and your vehicle – and save on repair costs, as you only need to replace the damaged section.

You can also customize your bumper and side skirts with a choice of colour and material combinations. Rubber extensions on the side skirts contribute to the excellent aerodynamics and efficiency of the design.

HYBRID BUMPER



PLASTIC BUMPER



STEEL BUMPER



THE PERFECT CHOICE OF SETUPS

You can choose the setup that best matches your mission's requirements:



ON SETUP

PERFECT FOR PREDOMINANTLY ON-ROAD MISSIONS

- On-road homologation (N3)
- Optimal comfort on the road and reinforced chassis
- Easy cab access and excellent visibility for the safest working conditions – also in urban situations



ON+ SETUP

PERFECT FOR MISSIONS ON DIFFERENT TERRAINS, ENSURING LAST-MILE MOBILITY

- On-road homologation (N3)
- Higher approach angle and ground clearance than ON setup
- Improved bumper protection



OFF SETUP

PERFECT FOR PREDOMINANTLY OFF-ROAD MISSIONS

- Off-road homologation (N3G)
- Off-road gradeability and approach angle (> 25°) for the best performance on the off-road sections of your mission
- Lower maintenance and repair costs than pure off-road vehicles

LAST-MILE MOBILITY

The IVECO X-WAY can rely on a vast range of features and functionalities that enable the vehicle to complete every type of mission, ensuring consistently high productivity all the way to the last mile.



HI-TRONIX GEARBOX WITH OFF-ROAD FUNCTIONALITIES

With the 12- and 16-speed HI-TRONIX automated gearbox you can benefit from a host of functionalities such as Rocking Mode, Off-road Mode, Creeping Mode and 4 reverse gears to tackle with ease the off-road sections of your mission.

FULLY MODULAR AXLES AND SUSPENSION CONCEPT

The IVECO X-WAY offers ultimate flexibility with a choice of rear axles in single and Hub Reduction, air and mechanical suspension and disk brakes front and rear.

HI-TRACTION HYDROSTATIC DRIVE

The HI-TRACTION system will switch to all-wheel drive to give you maximum grip – only when you need it – improving manoeuvrability and driving safety, while increasing fuel efficiency.

PREMIUM DRIVING COMFORT

The entire driver area has been created to provide the ultimate driving environment with outstanding ergonomics and controls layout, more space and excellent visibility. Every single detail has been carefully studied to meet the driver's expectations on the road.

STEERING WHEEL

All the vehicle's key functions at your fingertips

INTEGRATED HVAC SYSTEM

Heating, ventilation and air conditioning

KEY LOCK AREA

Turn the engine on and off by simply pushing the Start/Stop button

INFOTAINMENT

Bring your digital life on board with smartphone mirroring and innovative features

TWILIGHT & RAIN SENSOR

Automatically turns on the headlights and windscreen wipers



Dashboard AD-AT cab



Customize your seats with leather or fabric upholstery and enjoy the luxurious comfort of the cushions.



Choose the soft touch or leather steering wheel, both available in the classic shape or with the distinctive flat base.



Internal AD cab

THE ULTIMATE LIVING AND WORKING ENVIRONMENT

The cab has been designed around the driver to provide superior quality of life on board. The new cab design creates a spacious, well-appointed living environment, while the night area combines functionality and comfort with its new symmetrical layout and well-placed storage, USB connections and controls.



Dashboard AS cab



The symmetrical layout of the night area has been redesigned with the one-piece lower bunk – available with a choice of soft or hard mattress. You can also choose from the Smart or Comfort upper bunk, which can be used as a luggage compartment or a passenger bed.



The new open glove compartment includes a 1.5-litre bottle holder.



The lower console can contain a thick A4 folder.



Two USB ports are located on the upper pockets of each wall.



Wide selection of refrigerators with capacities up to 100 litres and available with freezer.

MISSION-ORIENTED APPROACH

The IVECO X-WAY was created with a **mission-oriented approach**, to enable you to tailor your vehicle's configuration to match your requirements precisely. Its **wide choice of features and components**, the **legendary robustness** of its chassis, every detail of its design result in a vehicle that can be configured for an **extensive variety of missions** – which it will perform flawlessly.



MISSION

MIXER	16-17
TIPPER	18-19
HOOK LIFTER & SKIP LOADER	20-21
CRANE & PLATFORM	22-23
TIPPER SEMI TRAILER	24-25
TIMBER	26-27
GULLY CLEANER	28-29

MIXER

The IVECO X-WAY pushes the boundaries when it comes to its **exceptionally low kerb weight**. The SL version has the best payload capacity in the industry with an 8x4 chassis set up for a concrete mixer, featuring a 9-litre engine with up to 400 hp (294 kW) and 1700 Nm, it is the **best in its category** for power and torque density, and delivers outstanding **fuel efficiency**.

MECHANICAL OR AUTOMATED GEARBOX

The automated gearbox provides greater driving comfort in these vehicles that typically travel short distances and are frequently caught in traffic.

EXCELLENT MANOEUVRABILITY

The offering of axle configurations and wheelbases delivers excellent manoeuvrability and turning circle.

ALLOY WHEELS

Aluminum wheels are available, enabling you to reduce kerb weight by up to 165 kg, depending on the number of axles.

FRONT AND REAR DISC BRAKES

Disc brakes ensure better deceleration and involve lower maintenance costs and wear and tear.

ROBUST CHASSIS

The legendary strength of the chassis, with its 7.7 mm frame with constant section, easily deals with the exceptional demands made by the fully loaded, rotating drum. The 6.7 mm frame enables you to reduce your kerb weight by up to 40 kg.

IDEAL POWER TAKE-OFF

The IVECO X-WAY offers a choice of permanently engaged PTOs that with the new sandwich PTO deliver up to a maximum of 2450 Nm, which is perfect for a mixer body combined with a concrete pump.

EXHAUST SYSTEM

Horizontal exhaust for missions requiring lower kerb weight and vertical exhaust for a healthy environment.

IMPROVED DIRECT AND INDIRECT VISIBILITY

The aerodynamic design of the mirrors and their optimized positioning further improves visibility. The rear window of the AD/AT cabs provides excellent visibility on the rear of the vehicle.

THE RIGHT CAB

The ideal cab for mixer trucks is the AD short cab with low roof: it is lighter, so you can carry a bigger payload.

POWERFULLY EFFICIENT ENGINES

The 9-litre and 11-litre engines deliver all the power you need with outstanding fuel efficiency.

FRONT SUSPENSION

Front axle load up to 9 tonnes. Availability of 1 leaf parabolic suspension to reduce kerb weight by up to 60 kg.



TIPPER

The IVECO X-WAY tipper will **drive everywhere you need to go**: on- and off-road, up and down steep slopes, on uneven winding tracks and barely marked paths across open land. It will **reliably complete every transport job** to your – and your customers' – full satisfaction. The choice of features and setups enables you to specify exactly the **right tipper for your business**.

POWER TAKE-OFF

The body lifting hydraulic circuit is driven by a gearbox or engine PTO that delivers the power needed to operate all types of rear tipper.

PAYLOAD

The chassis is designed to carry the biggest payload in the sector. Features such as the pneumatic suspensions, aluminium rims and air and fuel tanks further reduce kerb weight allowing for a bigger payload.

WIDE OFFER OF CHASSIS

Choose from a wide offering of wheelbases, ranging from 3120 mm to 6700 mm, and rear overhang lengths.

MULTIPLE AXLE CONFIGURATIONS

Choose from a wide variety of configurations to match your exact needs.

REAR AXLES

Opt for Single Reduction, which gives you the best weight and fuel consumption solution, or Hub Reduction if you need higher ground clearance.

REAR SUSPENSIONS

The IVECO X-WAY offers a choice of leaf or air suspension in combination with all configurations. Air suspensions maximise comfort and enable you to lower the loading height of the vehicle.

CHOICE OF GEARBOXES

Manual, automated or automatic: choose your transmission according to the type of road use – maximise comfort and safety while reducing operating costs.

IMPROVED DIRECT AND INDIRECT VISIBILITY

The aerodynamic design of the mirrors and their optimized positioning further improves visibility. The rear window of the AD/AT cabs provides excellent visibility on the rear of the vehicle.

ENGINES

The line-up offers a choice of engines with three displacements – 9, 11 and 13 litres – to deliver the right power and torque for your mission.

CAB

Choose the AD short cab or the AT long cab with bed.

VEHICLE SETUPS

Choose the vehicle setup that matches your specific requirements: ON, ON+ with on-road homologation, or OFF certified for off-road.

FRONT AXLE

Leaf spring up to 9 tonnes.

COMFORTABLE AND SAFE ACCESS

Well placed handles and footsteps provide safe access to the cab and tipping bridge. The dropdown lowest step is hung with rubber straps to better absorb shocks.

FRONT AND REAR DISC BRAKES

Disc brakes ensure better deceleration and involve lower maintenance costs and wear and tear.



HOOK LIFTER & SKIP LOADER

The IVECO X-WAY offers the **outstanding manoeuvrability, compact overall dimensions**, ground clearance and traction you need in your hook lifter and skip loader. The extensive range of configurations provides **the extreme flexibility to match your mission precisely**: distribution with many loading and unloading cycles every day; long distance transport with a couple of cycles a day; urban missions requiring **excellent manoeuvrability or driving on difficult terrain**.

ENGINES

Engines that deliver the power you need: the 9-litre engine or the boost-optimised 11-litre.

GEARBOX

Manual, automated or automatic: choose your transmission according to the type of road use – maximise comfort and safety while reducing operating costs.

VERTICAL EXHAUST SYSTEM

PAYLOAD IS A KEY FACTOR

The components in the chassis area maximise the possible payload.

THE RIGHT CHASSIS

Constant chassis frame section and wheelbases ranging from 3120 mm to 6700 mm to fit all container sizes.

REAR LED LIGHTS

REAR AIR SUSPENSIONS

The air suspension enables you to lower the rear of the vehicle when loading and unloading the container.

HYDROSTATIC DRIVE

All the traction you need and a bigger payload with HI-TRACTION. It is lighter than all-wheel-drive and gives you all the grip you need before and after loading and unloading. It is also available with the new Creep working function that completely disconnects the driveline, enabling you to move the vehicle with hydrostatic power only.

REAR AXLES

Opt for Single Reduction if your hook lifter or skip loader works mainly on tarmacked roads, or Hub Reduction if it drives on more challenging surfaces.

ENGINE POWER TAKE-OFF

Engine driven PTO enables you to use the system with the vehicle in motion in order to position the hook precisely while moving the vehicle, maximising productivity.

IMPROVED DIRECT AND INDIRECT VISIBILITY

The aerodynamic design of the mirrors and their optimized positioning further improves visibility. The rear window of the AD/AT cabs provides excellent visibility on the rear of the vehicle.

VEHICLE SETUPS

The choice of three setups (ON, ON+, OFF) offers you the best trade-off between ground clearance and comfort.

CAB

The best cab for your needs: AD short cab; AT sleeper cab with low or medium roof; or AS sleeper cab with high or low roof.

FRONT AND REAR DISC BRAKES

Better deceleration with lower maintenance costs and less wear and tear.

HIGH MANOEUVRABILITY

The third steering axle optimises the steering circle for outstanding manoeuvrability. Tridem versions for the 8x2 and 8x4 further reduce the turning circle.

CRANE & PLATFORM

The IVECO X-WAY can be fitted with **every type of crane**, from flatbed to platform cranes. The **robustness and modular concept** of the vehicle enables us to fit cranes at the back of the cab, in a central position or at the rear of vehicle with **no compromise on stability**.

ROBUST CHASSIS

The legendary strength of the chassis, with its 7.7 mm frame with constant section, easily deals with the exceptional demands made by the concentrated load of the crane setup.

REAR AXLES

Opt for Single Reduction if your crane works mainly on tarmacked roads, or Hub Reduction if it drives on more challenging surfaces.

REAR SUSPENSIONS

The air suspension provides better stability for the vehicle when the crane is working.

POWER TAKE-OFF

The hydraulic circuit operating the crane is driven by a gearbox or engine PTO.

HYDROSTATIC DRIVE

Get all the traction you need and carry a bigger payload with HI-TRACTION. It is lighter than all-wheel-drive and gives you all the grip you need on dirt roads – also after the vehicle has been unloaded. It is also available with the new Creep working function that completely disconnects the driveline, enabling you to move the vehicle with hydrostatic power only.

EXHAUST SYSTEM

A vertical exhaust system is available for cleaner air around the truck.

360° VIEW

The excellent field of view provides excellent visibility around the vehicle.

THE RIGHT CAB

You can choose from the AD short cab, or the AT and AS sleeper cabs, all available with low roof.

FRONT AND REAR DISC BRAKES

Better deceleration with lower maintenance costs and less wear and tear.

ENGINES

The line-up offers a choice of engines with three displacements – 9, 11 and 13 litres.

GEARBOX

Manual, automated or automatic: choose your transmission to maximise comfort and safety while reducing operating costs.



TIPPER SEMI TRAILER

IVECO X-WAY tractors combine the **best fuel efficiency and safety technologies with the ultimate comfort of the AS cab.**

These features give you the confidence to tackle with ease the “last-mile” and the difficult conditions of jobsites when making your delivery, while ensuring **high productivity, safety and excellent Total Cost of Ownership.**

EFFICIENT GEARBOXES

Choose from manual, automated and automatic transmissions, and drive down fuel consumption with OverDrive ratio.

SAFETY

On-road safety: EBS, ESP, AEBS and LDWS.

FRONT AND REAR DISC BRAKES

Disc brakes ensure better deceleration and involve lower maintenance costs and wear and tear.

FUEL-EFFICIENT ENGINES

The 9-, 11- and 13-litre engines, combined with the IVECO X-WAY's fuel efficiency features, deliver outstanding fuel savings.

HYDROSTATIC DRIVE

The HI-TRACTION hydrostatic front-wheel drive is lighter than all-wheel-drive and delivers all the traction you need, making the IVECO X-WAY perfect even in light-duty construction site use. It is also available with the new Creep working function that completely disconnects the driveline, enabling you to move the vehicle with hydrostatic power only.

COMFORTABLE CAB

Comfortable and safe cab to match every preference: AD short cab, AT sleeper cab or AS wide sleeper cab.

ROBUST CHASSIS

Legendary strength of the chassis, with 7.7 mm frame and constant section.

FIFTH WHEEL

Wide offering of fifth wheels with different heights and positions, including slider fifth wheel.

REAR AIR SUSPENSION

Choose the air suspension to maximise driving comfort if your missions involve extensive road use.

REAR AXLES

Opt for Single Reduction if your tractor works mainly on tarmacked roads, or Hub Reduction if it drives on more challenging surfaces.

ENGINE POWER TAKE-OFF

The engine-driven PTO enables you to partially tilt the tipper semi-trailer when the vehicle is stopped on a downhill slope to balance the load.



TIMBER

The IVECO X-WAY delivers the high power you need and offers the **ideal features to load, transport and unload timber with ease**. It will transport your logs comfortably in forests and woods, on the roads, and all the way to your destination: our powerful engines, 3 vehicle setups, the robust chassis, **big payload capacity and hydrostatic drive** are all features designed for this **multi-faceted mission**.

VERSATILE CAB

The IVECO X-WAY has a versatile and safe cab to match every need: AD short cab, AT sleeper cab or AS wide sleeper cab.

VEHICLE SETUPS

The choice of three setups (ON, ON+, OFF) offers you the best trade-off between ground clearance and comfort according to the amount of on- and off-road driving required in your missions.

POWERFUL ENGINE

The 9-, 11- and 13-litre engines are designed to match the highest torque-to-power ratio and deliver outstanding fuel efficiency.

HYDROSTATIC DRIVE

Carry a bigger payload on difficult terrains and save fuel with HI-TRACTION: lighter than all-wheel-drive, it delivers all the traction you need, when you need it, and on all types of surface. It is also available with the new Creep working function that completely disconnects the driveline, enabling you to move the vehicle with hydrostatic power only.

STRONG REAR SUSPENSIONS

Leaf or air suspensions are available in combination with all configurations.

PAYLOAD

The chassis is designed to carry the biggest payload in the sector.

ROBUST CHASSIS

Legendary strength of the chassis, with 7.7 mm frame and constant section and wheelbases ranging from 3120 mm to 6700 mm to fit all sizes of logs.

HIGH MANOEUVRABILITY

Excellent steering circle for outstanding manoeuvrability.

FRONT AND REAR DISC BRAKES

WIDE OFFER OF POWER TAKE-OFFS



GULLY CLEANER

The IVECO X-WAY is optimised for **easy installation of a gully cleaner body** and to provide all the features you need. **High performance is essential in this mission**, and the new clutch independent sandwich PTO designed to unleash up to 2450 Nm delivers the huge torque required.

POWERFUL PTO

Choose from the Multipower PTOs that deliver up to 900 Nm torque or the sandwich PTOs for huge torque of up to 2450 Nm.

BIG PAYLOAD

The components in the chassis area maximise the possible payload, a key factor for gully cleaners.

REAR AXLES

Opt for Single Reduction if your vehicle works mainly on tarmacked roads, while Hub Reduction is ideal for "Stop & Go" missions.

ROBUST CHASSIS

Legendary strength of the chassis, with 7.7 mm frame and constant section.

REAR AIR SUSPENSION

Choose the air suspension to maximise driving comfort if your missions involve extensive road use.

HIGH MANOEUVRABILITY

The third steering axle optimises the steering circle for outstanding manoeuvrability. Tridem versions for the 8x2 and 8x4 further reduce the turning circle.

HYDROSTATIC DRIVE

Carry a bigger payload on difficult terrains and save fuel with HI-TRACTION: lighter than all-wheel-drive, it delivers all the traction you need wherever you need it. It is also available with the new Creep working function that completely disconnects the driveline, enabling you to move the vehicle with hydrostatic power only.

GEARBOX

Manual, automated or automatic: choose your transmission to maximise comfort and safety while reducing operating costs.

IMPROVED DIRECT AND INDIRECT VISIBILITY

The aerodynamic design of the mirrors and their optimized positioning further improves visibility. The rear window of the AD/AT cabs provides excellent visibility on the rear of the vehicle.

EXHAUST SYSTEM

A vertical exhaust system is available for clean air around the vehicle.

CAB

Short or long, narrow or wide, the IVECO X-WAY has the cab to match every preference.

HIGH PERFORMANCE ENGINES

The 9-, 11- and 13-litre engines are designed to match the highest torque-to-power ratio and deliver high fuel efficiency.

FRONT AND REAR DISC BRAKES

Better deceleration with lower maintenance costs and less wear and tear.

FRONT AXLE

Leaf spring up to 9 tonnes.




THE NATURAL WAY

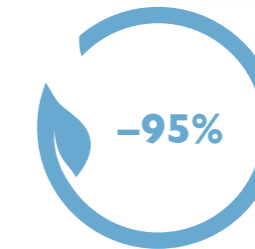
The IVECO X-WAY NP is the light off-road vehicle powered by the most mature natural gas technology on the market. It gives you the competitive advantage with a truly 'green' and profitable solution for light off-road transport with best-in-class Total Cost of Ownership.

EFFICIENT ENVIRONMENTAL SUSTAINABILITY

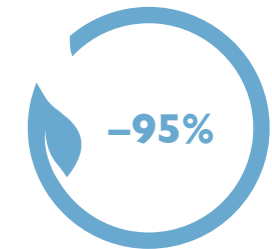
The IVECO X-WAY NP maximises the advantages of the most environmentally-friendly fuel to improve air quality, mitigate climate change and contribute to a quieter environment with just 71dB(A) Piek Quiet Truck when running in Silent Mode.



for NO₂



for particulate matter



for CO₂ with biomethane

A COMBINATION FOR EVERY MISSION

The tanks are available in CNG, LNG or C-LNG version and are tailor made to free up the space you need on the chassis for your mission with a fuel autonomy of up to 1600 km.



LNG – up to 1600 km



LNG – up to 1400 km



LNG – up to 1150 km



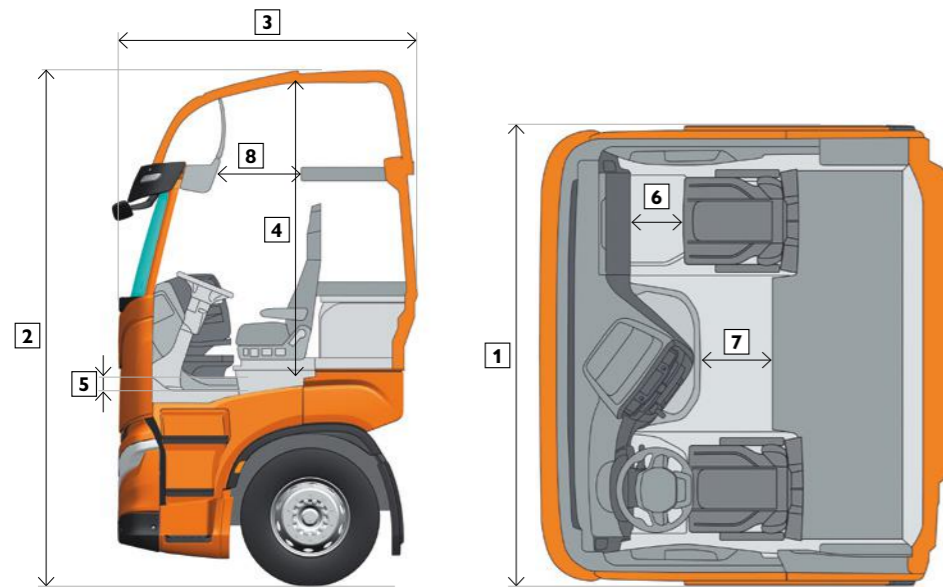
LNG – up to 800 km

CHOOSE YOUR CONFIGURATION

The modular, mission-oriented approach of the IVECO X-WAY with a wide choice of features and components, together with the structural strength and low kerb weight, provides ultimate flexibility in customizing the vehicle to the specific requirements of a wide variety of applications.

CABINS

The IVECO X-WAY cab line-up offers a choice of cabs to match your mission: the **AS** sleeper cab, the **AT** sleeper cab with low or medium roof, and the **AD** short cab with low roof.



LEGEND

- 1 Width
- 2 Overall height
- 3 Length
- 4 Floor to roof cab centre
- 5 Tunnel height
- 6 Passenger usable space
- 7 Lower usable space
- 8 Upper usable space

		1	2	3	4	5	6	7	8		
AS	Roof	Width (mm)	Overall height (mm)	Length (mm)	Floor to roof cab centre (mm)	Tunnel height (mm)	Passenger usable space (mm)	Lower usable space (mm)	Upper usable space (mm)	Bunk ⁽²⁾	Boarding steps
	High	2500	3800 ⁽¹⁾	2250	2150	95	430	500	785	1 (2)	3
	Low	2500	3300 ⁽¹⁾	2250	1700	95	430	500	–	1	
AT											
	Medium	2300	3550 ⁽¹⁾	2150	1850	340	370	470	480	1 (2)	3
	Low	2300	2900 ⁽¹⁾	2150	1250	340	370	470	–	1	
AD											
	Low	2300	2550 ⁽¹⁾	1700	1250	340	370	–	–	0	3

Dimensions can vary according to the model

NOTE

⁽¹⁾ Approximate measures; may change based on suspensions, assembly variables and approximations.

⁽²⁾ Upper bed as option.

AS cab

Lower bunk length 2100 mm, width 800 mm (700 mm rear seats), upper bunk length 2040 mm, width 600 mm (700 mm with Comfort Bunk).

AT cab

Lower bunk length 1950 mm, width 540 mm, upper bunk length 1850 mm, width 680 mm.

ENGINES

The IVECO X-WAY offers a wide choice of Euro VI/d diesel and natural gas engines to suit all applications. The diesel engines, with 3 displacements and power ratings ranging from 330 to 570, deliver class-leading power. The 12-litre engine is also available in natural gas version, which offers clean running and quiet operation.

DIESEL ENGINE LINE-UP

ENGINE	DISPLACEMENT (litres)	POWER hp @ rpm	TORQUE Nm @ rpm	AFTER TREATMENT SYSTEM	EMISSION STANDARD
CURSOR 9	8.7	330 @ 1655 – 2200	1400 @ 1100 – 1655	HI-SCR	Euro VI/d
		360 @ 1530 – 2200	1650 @ 1200 – 1530		
		400 @ 1655 – 2200	1700 @ 1200 – 1655		
CURSOR 11	11.1	420 @ 1475 – 1900	2000 @ 870 – 1475	HI-SCR	Euro VI/d
		460 @ 1500 – 1900	2150 @ 925 – 1500		
		480 @ 1465 – 1900	2300 @ 970 – 1465		
CURSOR 13	12.9	510 @ 1560 – 1900	2300 @ 900 – 1560	HI-SCR	Euro VI/d
		570 @ 1605 – 1900	2500 @ 1000 – 1605		



Cursor 9



Cursor 11



Cursor 13

NATURAL POWER ENGINE

ENGINE	DISPLACEMENT (litres)	POWER hp @ rpm	TORQUE Nm @ rpm	AFTER TREATMENT SYSTEM	EMISSION STANDARD
CURSOR 13 NP	12.9	460/338 @ 1900	2000 @ 1100 – 1600	3-way Catalyst	Euro VI/d



Cursor 13 NP

FRONT BUMPERS

BUMPER	SETUP			AS CAB				AD/AT CAB			
	ON	ON+	OFF	GREY PLASTIC PARTS		CAB COLOURED PLASTIC PARTS		GREY PLASTIC PARTS		CAB COLOURED PLASTIC PARTS	
HYBRID	●	●	-								
PLASTIC	●	●	-								
STEEL	-	-	●								

FRONT AXLES

FRONT AXLE LOAD	RIGID							ARTIC	
	4x2	6x2 Y/PS	6x2 Y/PT	6x4	8x2 (2+2)	8x4 (1+3)	8x4 (2+2)	4x2	6x4
7500	●	●	●	●	●	●	●	●	●
8000	●	●	●	●	●	●	●	●	●
8500	-	-	-	●	-	●	●	-	●
9000	●	●	●	●	●	●	●	●	●

FRONT AXLE DROP	SETUP ON				SETUP ON+ / OFF			
	4x2	6x2 Y/PS	6x2 Y/PT	6x4	8x2 (2+2)	8x4 (1+3)	8x4 (2+2)	4x2
	142 mm				72 mm			


REAR AXLES

	TYPE	MAX TECHNICAL WEIGHT (ton)	BREAKING TYPE	MAX BREAKING TORQUE (kNm)	OIL TYPE	OIL QUANTITY (litres)	SERVICE INTERVAL
SR							
MS17X-EVO ⁽¹⁾	SR-Solo	13	Disc	18.2	Synthetic	11	Up to 400k km
MS13-17X ⁽²⁾	SR-Solo	13		18.2		12.5	
MT23-150/D	SR-TM	23		25		33.5	
HR							
451391/ADB	HR-Solo	13	Disc	25	Synthetic	16	Up to 400k km
452146/ADB	HR-TL	21				24.5	
452191/ADB	HR-TM	23 ⁽³⁾				38	

HI-TRACTION

	RIGID												ARTIC			
	4x2		6x2 Y/PS		6x2 Y/PT		6x4		8x2 / 8x4				4x2		6x4	
	C9	C11	C9	C11	C13	C9	C11	C13	C9	C11	C13	C9	C11	C13	C11	C13
WITHOUT HI-TRACTION	●	●	●	●	●	●	●	●	●	●	●	●	●	●	●	●
HI-TRACTION	-	●	-	●	●	-	-	-	-	●	●	-	-	-	●	●
HI-TRACTION + CREEP WORKING	-	●	-	●	●	-	-	-	-	●	●	-	-	-	●	●

GEARBOX



ENGINE	POWER (hp)	TORQUE (Nm)	AUTOMATED 16 SPEED		AUTOMATED 12 SPEED		MANUAL 16 SPEED		AUTOMATIC	
			ZF HI-TRONIX		ZF HI-TRONIX		ZF ECOSPLIT		ALLISON	
			SR AXLE	HR AXLE	SR AXLE	HR AXLE	SR AXLE	HR AXLE	SR AXLE	HR AXLE
AS CAB										
CURSOR 13	570	2500	16 TX 2640 TD (2600 Nm)	16 TX 2640 TO (2600 Nm)	12 TX 2640 TO (2600 Nm)	12 TX 2610 TO (2600 Nm)				
	510	2300	16 TX 2440 TD (2400 Nm)	16 TX 2440 TO (2400 Nm)	12 TX 2420 TD (2400 Nm)	12 TX 2410 TO (2400 Nm)				
AS/AT/AD CAB										
CURSOR 11	480	2300			12 TX 2210 TO (2200 Nm)	12 TX 2410 TO (2400 Nm)	16 S 2320 TD (2350 Nm)	16 S 2520 TO (2500 Nm)		
	460	2150				12 TX 2210 TO (2200 Nm)				
	420	2000			12 TX 2010 TD (2000 Nm)	12 TX 2010 TO (2000 Nm)	16 S 2220 TD (2200 Nm)	16 S 2220 TO (2200 Nm)		
AT/AD CAB										
CURSOR 9	400	1700			12 TX 1810 TD (1800 Nm)	12 TX 1810 TO (1800 Nm)	16 S 1620 TD (1700 Nm)	16 S 1820 TO (1700 Nm)		
	360	1650								3200-series
	330	1400			12 TX 1410 TD (1400 Nm)					

POWER TAKE OFF

	DEPENDENT / INDEPENDENT FROM TRANSMISSION	CONNECTION	RATIO	TORQUE (Nm)	ROTATION
ENGINE PTO					
SWITCHABLE	Independent	Pump / Flange	1.12 / 1.14	800	Opposite engine
NOT SWITCHABLE			1.14 / 1.195		
SANDWICH PTO					
SWITCHABLE	Independent	Flange	1.02 / 1.26 / 1.56	1602 – 2450	Same as engine
MULTIPOWER PTO					
SWITCHABLE	Independent	Flange	1.29	900	Same as engine
NOT SWITCHABLE					
GEARBOX PTO⁽⁴⁻⁵⁾					
NH/1b – NH/1c	Dependent	Pump / Flange	1.00	1000	Opposite engine
NH/4b – NH/4c			0.90 / 1.28	430	Same as engine
NTX/10b – NTX/10c			0.91 / 1.09 / 1.28 / 1.58 / 1.59 / 2.35	400 – 720	
N221/10b – N221/10c			1.23 / 1.48 / 1.91 / 2.19	470 – 870	
NTX/10c+bR			(0.91-1.28) / (1.09-1.59) / (1.23-1.85) / (1.48-2.35)	400 – 720	
S3200 TOP MOUNT		Pump	0.60	660	

● Standard ● Available – Unavailable

⁽¹⁾ For rear axle ratios ≤ 3.36. ⁽²⁾ For rear axle ratios ≥ 3.70. ⁽³⁾ 23 t for some countries only (0% overload admitted).

⁽⁴⁾ The total power take off ratio is a result of the PTO ratio and the speed factor of gearbox on the vehicle. ⁽⁵⁾ Not switchable PTOs.

IVECO ON

IVECO ON IS THE NEW WORLD OF INTEGRATED SERVICES AND TRANSPORT SOLUTIONS,

created by IVECO to help you make your business more competitive, profitable, sustainable and easier to manage.

It provides a flexible offer that can be customised to match your business requirements and missions: from connected services to boost your vehicle's potential to a complete set of tailored aftermarket solutions to be at your side in every moment of your journey!

A CLEAR BENEFIT TO OUR CUSTOMERS

IVECO IS "ON" YOUR SIDE, DELIVERING REAL BENEFITS FOR YOUR BUSINESS WITH THE ADVANTAGES OF THE SERVICE OFFER YOU CHOSE:



to manage your fleet by monitoring your vehicles' fuel consumption and drivers, as well as planning their missions, optimising routes and dispatching orders.



to keep your vehicle always on the road, anticipating and avoiding unforeseen breakdowns. Our roadside assistance will always be with you.



for peace of mind knowing that we will take care of you, your driver and your vehicles while on the road. Specific vehicle monitoring and reporting will leave you free to focus entirely on your work with no worries.



for specialised assistance when you choose from our offer of tailored service contracts.



to complete the IVECO ON offer by choosing original IVECO Parts and Accessories.

Discover the world of new services that come with the new IVECO WAY RANGE!

SAVE MONEY, IMPROVE YOUR PERFORMANCE and **SIMPLIFY YOUR WORK** by choosing our connectivity and selecting the solution that is the best match to your requirements.

FIND OUT MORE ABOUT THE **COMMERCIAL PACKAGES** YOU CAN CHOOSE YOUR SERVICES FROM.

SMART PACK

The **SMART PACK**, always included in all IVECO WAY RANGE vehicles, offers the benefits of IVECO ON CARE and IVECO ON UPTIME provided with the following services:

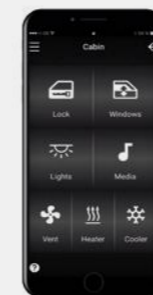
SMART REPORT: The Driving Style Evaluation (DSE) algorithm generates weekly reports on the vehicle's and driver's performance with tips on how you can improve the driving style for fuel and vehicle optimisation.

SAFE DRIVING REPORT: Together with the Smart Report and thanks to the Driving Style Evaluation, you will now receive this new report that will allow you to measure your safety on board.

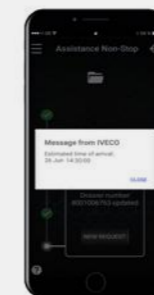
IVECO ON CUSTOMER PORTAL AND APP: They enable you to monitor your vehicle's fuel consumption and your driver's driving style in a dynamic way, so you can identify how to optimise your fleet's performance. You can also plan and book service appointments efficiently to maximise uptime.

VEHICLE MONITORING AND REMOTE ASSISTANCE: The remote diagnostics tool, the teleservices and the over-the-air software updates will grant you a proactive approach and maximised vehicle's uptime, anticipating possible faults and downtime.

EASY WAY APP: Simplify your life on board: control cabin features and call the Assistance Non-Stop with a simple click. Or ask for Remote Assistance Service during one of your stops. Download EasyWay App to enjoy the experience in the new cab!




Cabin Control



IVECO Assistance Non-Stop



Driving Assist



Remote Assistance Service





ELEMENTS

PICK THE SERVICES THAT PERFECTLY MATCH YOUR BUSINESS

The IVECO X-WAY offers an extensive range of services that can be tailored to your precise requirements to keep your vehicle running in top form and your business operating with a healthy bottom line.

The IVECO X-WAY introduces an entirely new level of customisation through connectivity. The real-time vehicle data it provides enables us to offer you **bespoke maintenance plans** based on the real use of your IVECO X-WAY – a perfect match to your business.

Alternatively, our **Elements** range offers the extreme **flexibility** that enables you to choose the combination of Planned Maintenance and Extended Warranty services for your business, and further enrich your package with the Additional Coverage elements.



<p>MAINTENANCE</p> <ul style="list-style-type: none"> - Maintenance - Lubrication - Oil and fluid changes according to the maintenance and repair handbook 	<p>DRIVE LINE</p> <ul style="list-style-type: none"> - Engine - Fuel injection - Gearbox - Propeller shaft and axle repairs 	<p>EXTRA DRIVE LINE</p> <ul style="list-style-type: none"> - Components not already covered by the drive line element e.g. Electrical System 	<p>WEAR</p> <ul style="list-style-type: none"> - Clutch - Brake pads - Brake discs - Brake drums - Brake linings for drum brakes
----------------------------------------------------------------------------------------------------------------------------------------------------------------------------------------------------	------------------------------------------------------------------------------------------------------------------------------------------------------------------------------	--------------------------------------------------------------------------------------------------------------------------------------------------------------------	--------------------------------------------------------------------------------------------------------------------------------------------------------------------------------------------

PREMIUM PACK

The **PREMIUM PACK** offers all the services included in the SMART PACK, plus the full benefits of IVECO ON CARE, UPTIME, FLEET and M&R. It guarantees a follow up on the vehicle information received by putting you in contact with IVECO experts who will advise you on the best way to use it.

You can choose the modular options you wish to add to your package:

PROFESSIONAL FUEL ADVISING: IVECO TCO Advisor will quarterly provide you with face-to-face consultancy and advice on how to reduce fuel consumption, maximising your use of the truck.

FLEXIBLE MAINTENANCE: The real-time data provided by your vehicle through its connectivity enables you to plan maintenance interventions efficiently, to reduce unplanned stops and maximise the life of the monitored components based on the real usage of the vehicle.

IVECO TOP CARE: As a Premium Customer, IVECO provides you with an extra care solution, supporting you to repair your vehicles within 6 hours. Get the priority you deserve.

FLEET MANAGEMENT: It helps you monitoring your vehicles' fuel consumption and drivers, as well as planning their day-to-day activity, optimising routes and dispatching orders. Increase fleet administration capabilities through insights on driver's workdays and geolocation.

IVECO WEB API: The Application Program Interface allows flexible data integration in the customer's own systems and facilitates the management of IVECO-generated data together with that of other brands' vehicles in a single tool.

PROFESSIONAL SAFE DRIVING REPORT: Based on the results you will receive with the Safe Driving report, our TCO Advisor will contact you quarterly in order to advise you on how to be safer on the road.

The major "elements" making up the offer (Maintenance, Drive Line, Extra Drive Line, Wear) can be combined in order to create the contract that perfectly suits your business. The table below summarises all the possible combinations:

PLANNED MAINTENANCE CONTRACTS

	MAINTENANCE	DRIVE LINE	EXTRA DRIVE LINE	WEAR
	•	•	•	•
	•	•	•	•
	•	•	•	•
	•	•	•	•
	•	•	•	•
	•	•	•	•

Try the Flexible Maintenance in order to maximise your maintenance interval with us.

EXTENDED WARRANTY

	DRIVE LINE	EXTRA DRIVE LINE
	•	•
	•	•

For inclusions / exclusions please refer to contractual documents relevant to your Market.

The truck is much more than a vehicle: it is where thousands of people live and work every day. That's why IVECO Accessories created a range of tailor-made products to meet the driver's needs, improve their performance, enhance the vehicle's style and comfort, and introduce new technologies on board.

CUSTOMIZE YOUR IVECO X-WAY TO THE NEEDS OF YOUR BUSINESS

Customize your IVECO X-WAY to match your missions choosing from a wide range of high quality accessories developed to enhance the visibility, comfort, safety and profitability of your vehicle. Details that make the difference.



VISIBILITY

The lightbar and bullbar are completely integrated in the cab to emphasise its shape and visibility. Full customisation with fleet sign to enhance the image of the Company is possible. Recommended for emergency situations or special manoeuvres, the beacon gives high visibility in all directions.



PROFITABILITY

IVECO Accessories offer you a wide range of anti-siphon, which can reduce your TCO. The aluminium devices prevent diesel fuel theft, are indestructible, allow a quick refueling and are easy to install.



SAFETY

Choose from a range of accessories to increase your safety when you drive, such as the high-quality reversing safety systems which provide a greater range of vision when performing manoeuvres.



TECHNOLOGY ON BOARD

A new tailor-made dashboard bracket with integrated socket has been designed to recharge your smartphone, tablet, TomTom® and Drivelinc in the best and safest position.

The IVECO Accessories range is displayed in full in the accessories catalogue – and online at <http://application.cnh-parts-service.eu/iveco.php>



All customisation opportunities at hand with the "IVECO Accessories" free app.

The free app can be downloaded from App Store to get exclusive access to extra images and information.



IVECO Genuine Parts represent the best guarantee of **safeguarding the value of IVECO X-WAY** over time, **protecting from unplanned downtime**, ensuring safety for people and goods. IVECO also offers the widest range of new and remanufactured components, servicing kits and telematics solutions, suitable for every stage of the IVECO X-WAY's lifecycle. IVECO operates a network of 7 parts depots across Europe, covering over 335,000 sqm, managing 400,000 part numbers and guaranteeing 24/7 parts delivery.



IVECO
0080048326000
Assistance Non-Stop



IVECO Assistance Non-Stop is just a phone call away 24 hours a day, 7 days a week to keep your IVECO X-WAY and your business running.

IVECO Non-Stop is the original IVECO smartphone application that you can use to communicate with IVECO if your vehicle breaks down. Just insert your vehicle information (VIN and registration plate) and with a simple push of a button you can send a request for assistance to the IVECO Customer Center. We will take care of your request immediately, activate the nearest workshop and follow up on the vehicle's repair. Through the app you can receive updates on the progress of your vehicle's assistance.



IVECO CAPITAL

IVECO CAPITAL is the captive financial services Brand of IVECO, and offers a full range of financing, leasing, rental and ancillary services for commercial vehicles. Extended warranty, maintenance and repair services, and various types of insurance, can be included in the pack*.

All financial packs can be tailored to the Customer's needs, and apply to new, used vehicles and conversions.

For more information, please contact your IVECO Dealer.

*Subject to credit approval. Offerings and products may vary by country depending on the local fiscal and accounting regulations.



IVECO is a brand of CNH Industrial N.V., a global leader in the capital goods sector that, through its various businesses, designs, produces and sells agricultural and construction equipment, trucks, commercial vehicles, buses and specialty vehicles, in addition to a broad portfolio of powertrain applications. It also distributes high performance genuine parts for all CNH Industrial Commercial Brands.

CHOOSE YOUR IVECO X-WAY MODEL

IVECO X-WAY		ARTIC DIESEL			
		4x2		6x4	
CAB ROOF	AS	-		-	
	AT		-		-
	AD		-		-
ENGINE / GEARBOX	Cursor 9	-	-	-	-
	Cursor 11	Automated / Manual	Automated	Automated / Manual	-
	Cursor 13	-	Automated	-	Automated
VEHICLE SETUP	ON				
	ON+	ON ON+ OFF	ON ON+	ON ON+ OFF	ON ON+
	OFF				
REAR AXLE / SUSPENSION	SR	Mechanical / Pneumatic		Mechanical / Pneumatic	
	HR				
CONNECTIVITY BOX		Standard for all models			
WHEELBASES (mm)		3650 – 3800		3200	

IVECO X-WAY NP		ARTIC NP
		4x2
CAB ROOF	AS	
ENGINE / GEARBOX	Cursor 13	Automated
FUEL SYSTEM	CNG	Up to 650 km
	CLNG	Up to 1080 km
	LNG	Up to 1600 km
VEHICLE SETUP	ON	
	ON+	ON ON+
REAR AXLE / SUSPENSION	SR	Pneumatic
CONNECTIVITY BOX		Standard for all models
WHEELBASES (mm)		3800

IVECO X-WAY		RIGID						
		4x2	6x2P	6x2P (Twin)	6x4			
CAB ROOF	AS	-	-			-		
	AT			-		-		
	AD			-		-		
ENGINE / GEARBOX	Cursor 9	Automated / Manual / Allison	Automated / Manual / Allison	-	Automated / Manual	-	Automated / Manual / Allison	
	Cursor 11	Automated / Manual	Automated / Manual	Automated	Automated / Manual	Automated	Automated / Manual	
	Cursor 13	-	-	Automated	-	Automated	-	Automated
VEHICLE SETUP	ON							
	ON+	ON ON+ OFF	ON ON+	ON ON+	ON	ON	ON ON+ OFF	ON ON+
	OFF							
REAR AXLE / SUSPENSION	SR	Mechanical / Pneumatic	Pneumatic	Pneumatic	Pneumatic	Pneumatic	Mechanical / Pneumatic	
	HR							
WHEELBASES (mm)		3800 – 6700	3120 – 6050	3800 – 6050			3200 – 5100	

IVECO X-WAY		RIGID					
		8x4 (2+2)	8x4 (1+3)	8x2x6 (2+2)			
CAB ROOF	AS	-		-		-	
	AT		-		-		-
	AD		-		-		-
ENGINE / GEARBOX	Cursor 9	Automated / Manual	-	Automated / Manual	-	Automated / Manual	-
	Cursor 11	Automated / Manual	-	Automated / Manual	-	Automated / Manual	-
	Cursor 13	-	Automated	-	Automated	-	Automated
VEHICLE SETUP	ON						
	ON+	ON ON+ OFF	ON ON+	ON ON+ OFF	ON ON+	ON	ON
	OFF						
REAR AXLE / SUSPENSION	SR	Mechanical / Pneumatic		Pneumatic		Pneumatic	
	HR						
WHEELBASES (mm)		4250 – 5820		3200 – 5100		4500 – 6050	



IVECO

Your partner for sustainable transport