

NEW DAILY 7 TONNE

CHANGE YOUR
BUSINESS PERSPECTIVE



IVECO

Your partner for sustainable transport



BIG ON PERFORMANCE AND FUEL SAVINGS:

- 3.0 litre heavy-duty engine
- Up to 210hp
- Up to 470Nm torque
- HI-MATIC 8-speed automatic gearbox



BIG ON VERSATILITY AND CUSTOMISATION:

- Wheelbase up to 5100mm
- Body length up to 6750mm



BIG ON PAYLOAD:

- up to 4.9t*
- Max. load:
- Front axle: 2.7t
- Rear axle: 5.35t

DAILY 7 TONNE CHANGE YOUR BUSINESS PERSPECTIVE WITH THE TRUCK THAT MATCHES EVERY APPLICATION

If you want more – more payload, more fuel savings, more comfort, more safety, more driveability – the Daily 7 Tonne is the vehicle you need. With a Gross Vehicle Weight of up to 7.2 tonnes, it is the strongest vehicle that carries the biggest payload, up to 4.9 tonnes, in its category. The chassis of a truck, long wheelbase and body length translate into extreme versatility in tailoring it to your needs. What's more, all this comes with the best driving experience and best comfort. This is a unique vehicle that will deliver high returns on your investment year after year.

IVECO

7 TONNE



BIG ON DRIVING COMFORT AND SAFETY:

- AEBS + City Brake Pro
- Queue Assist
- Adaptive Cruise Control
- Proactive Lane Keeping Assist
- Crosswind Assist
- Hill Descent + Traction Plus



BIG ON ROBUSTNESS

with its truck-like solid steel load-bearing chassis made of high-strength steel up to 5mm thick.

BUILT STRONG FOR CUSTOMISATION	04
TOP PERFORMANCE IN EVERY MISSION	06
ENGINEERED FOR SUSTAINABILITY	07
SUPERIOR DRIVING COMFORT AND SAFETY	08
THE RIGHT VEHICLE FOR EVERY JOB	10
CONFIGURE YOUR NEW DAILY 7 TONNE	12
OPTIONS	14
ENJOY THE ADVANTAGES OF DAILY'S OPTION PACKS	16
DAILY B-LINK SOLUTIONS	17
ELEMENTS CONTRACTS	18

*Maximum payload calculated on a 70C16H model with 70 litres fuel tank, single passenger seat and without spare wheel.

BUILT STRONG FOR CUSTOMISATION

TOUGH BY NATURE

The Daily 7 Tonne was born to be strong, with the C-shaped, 5mm-thick solid steel chassis of a truck. It offers a choice of four Gross Vehicle Weights for the cab version: 6.0t, 6.5t, 7.0t and 7.2t; and three for the van version: 6.0t, 6.5t and 7t.

You know you can get the job done when you can count on a maximum load capacity as high as 2700kg on the front axle and 5350kg on the rear axle of the 7.2-tonne model with the QUAD-TOR suspension.



STRONG FOR CARRYING BIG PAYLOADS

Get the job done faster and with fewer trips with the Daily 7 Tonne, featuring a payload capacity of up to 4900kg. It is lighter than medium range vehicles of similar and even higher GVW, so with its robust chassis and powerful engine, it can carry almost 1 tonne more payload.

TAILORED TO YOUR NEEDS

The extensive Daily 7 Tonne line-up – with wheelbases ranging from 3450mm to 5100mm, its homologation for maximum widths up to 2.55 metres, and new dedicated rear view mirrors – opens up a wealth of opportunities to tailor your Daily to your individual requirements. Whatever your business – be it heavier transport work like waste collection, refrigeration, moving furniture or urban multi-stop deliveries such as parcel or courier services – you will find the Daily to fulfil your ambitions.

DESIGNED TO DELIVER ENDURING VALUE

You can always rely on the Daily for its strength and power. It will carry the heaviest payloads and deliver its top-notch performance day in, day out. The HI-MATIC 8-speed automatic gearbox ensures the high-efficiency engine always runs at optimal speed, resulting in excellent performance right up to the end of its long life.

TOP PERFORMANCE IN EVERY MISSION

POWERFUL, CLEAN RUNNING ENGINES

The 3.0-litre heavy-duty F1C engine delivers a powerful performance with ratings ranging from 160** to 210hp. It is compliant with Euro VID Heavy Duty emission standards.

The F1C engine is also available in a Compressed Natural Gas version, which results in a clean-running and remarkably quiet vehicle.



3.0-litre F1C Diesel Engine with SCR

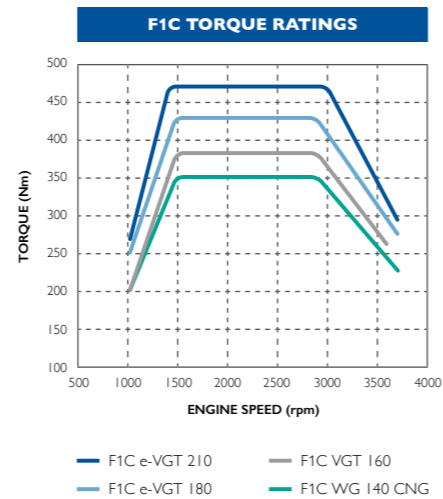


3.0-litre F1C Compressed Natural Gas engine

3.0-LITRE F1C 4-CYLINDER ENGINE

	Euro 6D Heavy Duty			Euro 6D Heavy Duty CNG**
Commercial Name	160	180	210	NP
Power (hp)	160 (119kW)	180 (134kW)	210 (156kW)	136 NP (101kW)
Torque (Nm)	380	430	470	350
Turbo	VGT	VGT	e-VGT	WG
Gearbox	MANUAL	HI-MATIC / MANUAL	HI-MATIC	HI-MATIC / MANUAL

**Compressed Natural Gas
e-VGT: Electronic Variable Geometry Turbocharger; VGT: Variable Geometry Turbocharger; WG: Waste Gate



ENGINEERED FOR SUSTAINABILITY

EXCEPTIONAL FUEL ECONOMY

The engine stands out for its exceptional fuel economy, achieved through a host of high-efficiency features, such as the Electronic Controlled Variable Geometry Turbine. In addition, the Daily 7 Tonne is a highly efficient vehicle: it carries the payload of a medium truck, but it is lighter and runs a smaller-displacement engine, so its fuel consumption is also lower, adding to the vehicle's fuel economy.



UNLIMITED SUSTAINABLE DELIVERIES WITH THE DAILY NATURAL POWER

The 3.0-litre engine in Compressed Natural Gas version (350Nm torque) delivers a clean and remarkably quiet performance. This makes the Daily Natural Power ideal for urban missions in city centres with strict emissions and noise pollution regulations.

You can take this performance further with the new high-range version featuring additional CNG tanks, which extend the range to up to 600km. Factoring in the lower pump price of CNG in many countries, this sustainability comes with savings of up to 35% compared to diesel and with biomethane, your carbon footprint will be even smaller (up to -95% CO₂ well-to-wheel).



HI-MATIC

ABSOLUTE DRIVING PLEASURE

The Daily's exclusive HI-MATIC 8-speed automatic transmission delivers all the advantages of comfort, safety and performance.

You can benefit from the Daily HI-MATIC's exceptional fuel economy with a choice of ECO and Power Modes.

The transmission's self-adaptive shift strategy ensures the correct gear is engaged smoothly in less than 200 milliseconds. The wide ratio spread means the engine is always running in the optimal gear.

The HI-MATIC transmission is also available on the natural gas models, so you can enjoy all these advantages together with the sustainability and low TCO of IVECO's Natural Power technology.

SUPERIOR DRIVING COMFORT AND SAFETY

A UNIQUE ON-BOARD DRIVING EXPERIENCE

With the Daily 7 Tonne you get the job of a medium truck done while enjoying the on-board living and driving experience of a passenger car. Life on board is easier, safer, more comfortable and more productive than ever.

The Daily 7 Tonne offers a remarkably quiet, smooth ride with noise and vibration levels lower than medium segment vehicles. It is low to the ground, so it is easy to climb in and out of - ideal for delivery missions. It delivers an excellent manoeuvrability thanks to the vehicle's moderate width, the narrow steering radius of just 6m, and the CITY function that minimizes the effort on the steering wheel.



TECHNOLOGY AT YOUR SERVICE

The Daily 7 Tonne uses technology to provide a superior driving experience and the perfect working environment, so you can:

- Experience the Daily's smooth, effortless manoeuvrability with the new Electric Power Steering
- Activate City Mode to further reduce the steering effort by up to 70% in urban situations
- Enjoy the driveability of a car with the smaller, shaped steering wheel and tight 12-metres turning circle
- Set up the perfect driving position by making axial and angular adjustments to the steering wheel for better comfort and ergonomics
- Manage all the information and key settings you need through the new user-friendly, high-resolution colour display cluster
- Drive safely and save fuel with the Tyre Pressure Monitoring System
- Park effortlessly with the new automatic Electric Parking Brake
- Enjoy your digital life and infotainment on the HI-CONNECT 7" screen featuring Apple CarPlay and Android Auto™ to mirror your device and enjoy your apps



THE MOST ADVANCED DRIVER ASSISTED SYSTEMS

The Daily 7 Tonne takes the lead in the medium truck segment with the introduction of a complete set of Advanced Driver Assistance Systems. These advanced technologies reduce the risk of accidents on motorways and busy city streets, help you in tricky situations, and take the stress away in heavy traffic – to the benefit of your quality of life on board and of your business.



The **Advanced Emergency Braking System (AEBS)** detects a potential collision ahead and brakes autonomously. It prevents collisions at speeds below 50 km/h, and drastically mitigates the damage at greater speeds. In busy traffic, the **City Brake PRO** helps you to avoid collisions at speeds as low as 5 km/h.



In rush hour congestion, you can activate **Queue Assist** at the touch of a button and the Daily will stop automatically if there is a queue. When the vehicle ahead moves off, a light touch on the accelerator will get your Daily going again. Rush hour stress will be a thing of the past!



With the **Adaptive Cruise Control** you can set your cruising speed on motorways and minimum distance from the vehicle ahead. If the vehicle in front slows down, the system reacts and autonomously reduces your speed to maintain the safety distance.



The Daily helps you stay in your lane with the **Proactive Lane Keeping Assist**, which gently steers you back to the centre of the lane if you drift out.



The Daily's **Crosswind Assist** stabilises the vehicle against a powerful gust of side wind that can occur when driving on a bridge or overtaking heavy trucks. This feature is also available on bodied chassis cabs - an industry first.



Driving a loaded vehicle down a long, steep slope can be daunting. The Daily's **Hill Descent Control (HDC)** on Rear Wheel Drive maintains a steady speed by autonomously operating the brakes, helping you drive downhill slowly and safely.



The **Traction Plus** shifts torque amongst the wheels to keep a firm grip on slippery surfaces. It will help you in difficult situations such as mud, sand or snow. It is available on the Rear Wheel Drive – a first in the industry for this type of vehicle.

The Daily 7 Tonne also includes as standard equipment: ESP (Electronic Stability Program), ABS (Antilock Braking System), EBD (Electronic Brake Force Distribution), ASR (Anti Slip Regulator), DTC (Drag Torque Control), HHC (Hill Holder Control), LAC (Load Adaptive Control), TSM (Trailer Sway Mitigation), HRB (Hydraulic Rear Wheel Boost), HFC (Hydraulic Fading Compensation), RMI (Roll Movement Intervention), ROM (Roll Over Mitigation) and the Driver Airbag.

THE RIGHT VEHICLE FOR EVERY JOB

VAN

The Daily 7 Tonne Van is **the most versatile commercial vehicle in its class**. Whatever your business – be it **urban multi-stop deliveries** such as **parcel or courier service**, or heavier transport work like **moving furniture** – you can find and customise the Daily to perfectly match your operational and business requirements.



CREW CAB

The robust Daily 7 Tonne Crew Cab version can accommodate the driver and 6 passengers, all travelling in full comfort. You have all the performance benefits and versatility offered by the extensive line-up with body lengths up to 6000mm, wheelbases ranging from 3450mm to 5100mm and GVW up to 7.2 tonnes.



4X4

The Daily 7 Tonne 4x4 offers an off-road and on-road version, Chassis Cab and Van. The 3.0-litre engine, available with the HI-MATIC 8-speed automatic transmission, will take you to the most remote locations. With the unlimited customisations possible with a payload up to 4300kg, body lengths up to 5m and load volumes from 9 to 18m³, it will cover your every need.



MINIBUS

The Daily 7 Tonne Minibus, with lengths up to 7.5m and maximum capacity of 22 passengers, is the perfect partner to develop your business. It meets the needs of all transport missions with no compromise on travelling comfort:

- **Tourism:** travel in comfort and style
- **Intercity:** category-leading passenger capacity
- **Shuttle buses:** airport and hotel services
- **School buses:** specifically designed for student transport



CONFIGURE YOUR NEW DAILY 7 TONNE



CAB

WHEELBASE (mm)	Body Length (mm)**		GVW (t)		Kerb Weight (kg)	Payload (kg)***			
	Min.	Max.	Min.	Max.	6.0/7.2t	6.0t	6.5t	7.0t	7.2t
3450*	3395	4110	6	7	2306	3639	4139	4639	NA
3750	4005	4590	6	7.2	2323	3622	4122	4622	4877
4100	4405	5150	6	7.2	2337	3609	4109	4608	4863
4350	4830	5550	6	7.2	2367	3578	4078	4578	4833
4750	5690	6190	6	7.2	2391	3554	4054	4554	4809
5100	5690	6750	6	7.2	2403	3542	4042	4542	4797

WHEELBASE (mm)	Turning Circle (m)		Maximum Front Axle Load (kg)		Maximum Rear Axle Load (kg)	
	Side to side	Wall to wall	6.0/6.5t	7.0/7.2t	6.0/6.5t	7.0/7.2t
3450*	12.14	12.78	2300	2500	4650/5000	5350
3750	13.05	13.69	2300	2500/2700	4650/5000	5350
4100	14.11	14.76	2300	2500/2700	4650/5000	5350
4350	14.87	15.52	2300	2500/2700	4650/5000	5350
4750	16.08	16.73	2300	2500/2700	4650/5000	5350
5100	17.16	17.79	2300	2500/2700	4650/5000	5350

Maximum payload calculated on a 70C16H model with 70 litres fuel tank, single passenger seat and without spare wheel.



CREW CAB

WHEELBASE (mm)	Body Length (mm)**		GVW (t)		Kerb Weight (kg)	Payload (kg)***		
	Min.	Max.	Min.	Max.	6.0/7.0t	6.0t	6.5t	7.0t
3450	2645	3360	6	7	2559	3441	3941	4441
3750	3255	3840	6	7	2577	3423	3923	4423
4100	3665	4400	6	7	2589	3411	3911	4411
4350	4075	4800	6	7	2619	3381	3881	4381
4750	4940	5440	6	7	2644	3356	3856	4356
5100	4940	6000	6	7	2656	3344	3844	4344

WHEELBASE (mm)	Turning Circle (m)		Maximum Front Axle Load (kg)		Maximum Rear Axle Load (kg)	
	Side to side	Wall to wall	6.0/6.5t	7.0t	6.0/6.5t	7.0t
3450	12.14	12.78	2300	2500	4650/5000	5350
3750	13.05	13.69	2300	2500	4650/5000	5350
4100	14.11	14.76	2300	2500	4650/5000	5350
4350	14.87	15.52	2300	2500	4650/5000	5350
4750	16.08	16.73	2300	2500	4650/5000	5350
5100	17.16	17.79	2300	2500	4650/5000	5350



VAN

WHEELBASE (mm)	Vehicle Length (mm)	Load Compartment Length (mm)	Load Compartment Width (mm)	Load Volume		GVW (t)		Kerb Weight (kg)	
				H2 1900mm	H3 2100mm	Min.	Max.	6.0/6.5t	7.0t
4100	7130	4680	1800	16m³	18m³	6	7	2984	2977
	7500	5125	1800	17.5m³	19.6m³	6	7	3025	3018

WHEELBASE (mm)	Payload (kg)			Turning Diameter (m)		Maximum Front Axle Load (kg)		Maximum Rear Axle Load (kg)	
	6.0t	6.5t	7.0t	Side to side	Wall to wall	6.0/6.5t	7.0t	6.0/6.5t	7.0t
4100	3016	3516	4023	14.11	14.76	2300	2500	4650/5000	5350
	2975	3475	3982	14.11	14.76	2300	2500	4650/5000	5350

*Not available in 7.2t

**The rear-overhand extension could be necessary

***Payload provided is for chassis only



CAB NATURAL POWER

WHEELBASE (mm)	Frame Tanks Capacity litre		Frame Tanks Capacity kg		Rack Tanks Capacity litre		Rack Tanks Capacity kg	
	6.0/6.5t	7.0t	6.0/6.5t	7.0t	6.0/6.5t	7.0t	6.0/6.5t	7.0t
3450	194	220	34	39	474	500	83	88
3750	224	250	39	44	504	530	88	93
4100	250	250	44	44	530	530	93	93
4350	302	302	53	53	582	582	102	102
4750	302	302	53	53	582	582	102	102
5100	302	302	53	53	582	582	102	102



CREW CAB NATURAL POWER

WHEELBASE (mm)	Frame Capacity (litre)		Frame Capacity (kg)	
	6.0/6.5t	7.0t	6.0/6.5t	7.0t
4100	250	250	44	44
4350	250	250	44	44

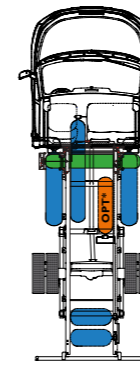


VAN NATURAL POWER

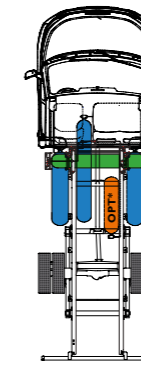
WHEELBASE (mm)	Frame Capacity (litre)		Frame Capacity (kg)	
	6.0/6.5t	7.0t	6.0/6.5t	7.0t
4100	276	302	48	53

MODULAR CNG TANKS LAYOUT

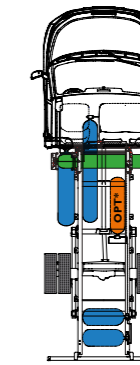
COMPLETE TANKS LAYOUT + ADDITIONAL CNG TANKS RACK



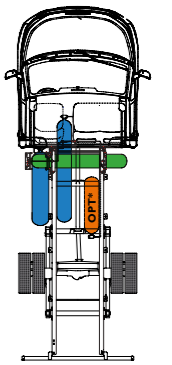
FREE REAR OVERHANG LAYOUT + ADDITIONAL CNG TANKS RACK



FREE RIGHT SIDE LAYOUT + ADDITIONAL CNG TANKS RACK



FREE RIGHT SIDE & REAR OVERHANG LAYOUT + ADDITIONAL CNG TANKS RACK



— STANDARD TANKS

— OPTIONAL CNG TANK

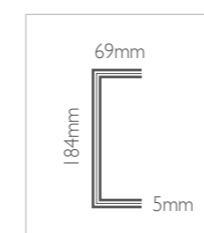
— ADDITIONAL CNG TANKS RACK

THE DAILY 7 TONNE CHASSIS

- 5mm Thick High-Yield Strength Steel FE E 420 for Cold Forming
- Cathaphoresis bath for each component to protect the frame surface
- Chassis frame final painting
- Further protection from abrasion is provided by a specific tectyl paint-based treatment applied to areas including suspensions, rear axle, and propeller shaft.

FULL DISC BRAKES AVAILABLE AS STANDARD

	Front Brakes	Rear Brakes
DISC TYPE	Ventilated Disc	Ventilated Disc
CALIPERS	Floating, 2 x 60mm	Floating, 2 x 48mm
DIAMETER	301mm	306mm
THICKNESS	30mm	28mm
BRAKING SURFACE	404cm²	276cm²



OPTIONS

TAILOR YOUR DAILY TO FIT YOUR MISSION



HI-CONNECT

Bring your digital life on board with Apple CarPlay and Android Auto™, and enjoy your apps on the user-friendly infotainment system with 7" screen, DAB radio, navigation system and much more.



CONNECTIVITY BOX

Keep your Daily on the road with remote diagnostics, proactive service and optimal maintenance planning. Access a world of new services such as personalised maintenance plans and vehicle data management on the MYDAILY web portal & App.



DAB RADIO + DAILY BUSINESS UP™

Enjoy all the DAB radio functionalities and connect your smartphone or tablet to the vehicle to make the most of the DAILY BUSINESS UP™.



ADDITIONAL CNG TANKS

Additional CNG tanks extend the range to up to 600km, making it possible to operate long-distance missions.



ADAPTIVE CRUISE CONTROL AND QUEUE ASSIST

The ACC system maintains the cruising speed and keeps a constant distance from the vehicle in front. In city traffic, Queue Assist eliminates the stress of continuous stop-and-start driving.



DIFFERENTIAL LOCK

Ensures perfect traction in every situation. The differential can be locked and unlocked with the ergonomic switch on the dashboard.



OPEN COMPARTMENT WITH INDUCTIVE CHARGER

Ensure your mobile device always has a full battery: place it on the useful inductive charger next to your paperwork in the storage compartment integrated in the dashboard.



TABLET HOLDER

The useful tablet holder on the dashboard can safely keep in place mobile devices of all sizes. It can also be used as a practical clipboard to keep your paperwork in place.



ELECTRIC PARKING BRAKE

The new Electric Parking Brake automatically engages when parked and disengages when you are ready to drive away. There is no hand brake lever, freeing up space to move across the cab with ease. Also available with the easy-access storage compartment.



TYRE PRESSURE MONITORING SYSTEM

The TPMS monitors the pressure of each tyre in real time so they are always at optimal level, improving your safety and fuel efficiency. Available on both single and twin-wheel models, a first in the industry.



FULL LED HEADLIGHTS

The sharper beam of the LED lights carries further, improving your visibility and obstacle perception by 15%. You will also save on maintenance as the LED lights have extremely long life.



REAR AIR SUSPENSION

If your job requires intensive loading and unloading activity, you will appreciate the rear air suspension, which quickly lowers and raises the loading bed ensuring you won't waste any time.



LEATHER STEERING WHEEL

Enjoy the luxurious feel of the leather steering wheel on your long days at work with all the controls at your fingertips. No distractions, no effort.



WEBASTO INDEPENDENT HEATER

Cold starts are a thing of the past with the Webasto independent heater: set the timer to preheat the engine and the cab and, when you are ready to go, step into your pleasantly warm Daily.



AIR CONDITIONING WITH MANUAL OR AUTOMATIC CONTROL

Maintain a pleasant temperature in the cab with the Daily's air conditioning system. Choose from the efficient manual control or the automatic climate control that optimises the use of the compressor, reducing energy consumption.



ECOSWITCH PRO

The intelligent EcoSwitch PRO system knows when to step in without intervention from the driver, reducing fuel consumption and further lowering the emissions generated by your Daily.



AUTOMATIC WIPERS AND HEADLIGHTS

Automatic headlights activate depending on the lighting conditions. Automatic wipers activate depending on the amount of water on the surface of the windscreen.



TELMA® ELECTROMAGNETIC RETARDER

The Telma® LVRS600 electromagnetic retarder delivers a braking torque of 350Nm, with full compatibility with the ESP system. Available also on the Daily HI-MATIC family, it provides up to 80% of vehicle braking needs.



SUSPENDED HEATED SEAT

Extra comfort for you and your passengers with the suspended heated seats.




PREMIUM HEADREST

Drive in safety and comfort with the new premium textile foam headrest.



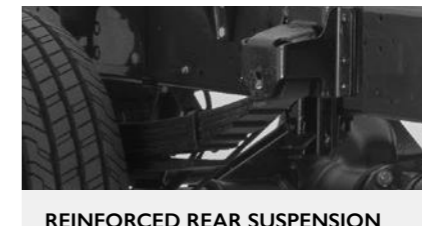
PASSENGER BENCH WITH EXTRACTABLE TABLE

Use your laptop and do your paperwork on the practical extractable table.



POWER TAKE OFF

The PTO on the manual gearbox, through 2 types of connections and 180 Nm of torque, guarantees a wide range of applications. A front engine PTO with pulley solution featuring an engine-mounted belt-driven hydraulic pump is available for the HI-MATIC version for applications such as tipper, crane and car recovery platform.



REINFORCED REAR SUSPENSION

The wide choice of reinforced rear suspensions, which includes parabolic, parabolic reinforced, and semi-elliptic springs, enhances the vehicle's strength in the most demanding missions.



EXTRA LONG REAR VIEW MIRRORS

The extra long rear view mirrors guarantee maximum visibility for large vehicles with big bodies fitted.



DAILY B-LINK SOLUTIONS

ENTER THE DAILY'S CONNECTED WORLD OF SERVICES

On the Daily, connectivity is much more than using your mobile device on board. It is the enabler of a whole range of services that allows us to support your business more proactively and effectively, minimizing stoppages and maximising your productivity.



ENJOY THE ADVANTAGES OF THE DAILY'S OPTION PACKS

Create the exact model you need for your business by picking the packs that meet your specific requirements from the three categories: Equipment, Functional and Mission.

EQUIPMENT

Option Description	MANUAL		HI-MATIC	
	Business	Business Premium	Business +	Business Exclusive
Digital DAB radio	•		•	
USB plug charge	•		•	
Manual air conditioning	•		•	
Compressor air conditioning 170cc	•	•	•	•
Hetead electric mirrors	•	•	•	•
Cruise Control	•	•	•	•
Full LED headlights			•	•
Digital DAB radio with BUSINESS UP™		•		•
Tablet holder and USB plug charge		•		•
Auto controlled air conditioning		•		•
Dual seat bench with table		•		•
Textile foam headrests		•		•
Leather covered steering wheel		•	•	•
Fog lights		•	•	•

FUNCTIONAL

Option Description	MANUAL		HI-MATIC	
	Winter	Hi-Drive	Winter	Hi-Drive
Hetead electric mirrors	•		•	
Heated suspended driver seat with adjustable lumbar control	•		•	
Heated front seats	•		•	
Heated windscreen	•		•	
Heated blow by pipe	•		•	
Traction Plus and Hill Descent Control	•		•	
Adaptive Cruise Control		•		
Adaptive Cruise Control and Queue Assist				•
ESP system and Crosswind Assist		•		•
Electric parking brake		•		•
Automatic high beam control		•		•
Automatic wipers and headlights control		•		•
Tyre Pressure Monitoring System		•		•

MISSION CAB

Option Description	MANUAL / HI-MATIC	
	Delivery +	Construction
Upper shelf compartments	•	
Connectivity box	•	
Rear semi-elliptical springs with helper (for twin wheel)		•
13 pin socket		•
Cross axle differential lock		•
Crankcase sump guard		•

IMPROVED UPTIME

The Daily's connectivity will increase your time on the road by putting the vehicle in direct contact with the IVECO Control Room, where a dedicated team of IVECO specialists monitor real-time data and can conduct diagnostics remotely and update your vehicle's software with no downtime. They can identify issues before they occur and take preventive actions – in some cases they can even resolve them remotely, keeping your vehicle running without stoppages.

OPTIMISE YOUR DAILY'S EFFICIENCY

You can monitor your vehicle continuously through the MYDAILY web portal or app. Analyse your Daily's performance, fuel consumption, the driver's driving style, and plan service requirements to push your vehicle's efficiency to its maximum.

You can receive monthly reports with tips and suggestions to improve the driving style and save fuel.

FLEET MANAGEMENT SOLUTIONS

The Daily offers a comprehensive Fleet Management Solution that will enable you to reduce expenses with better vehicle tracking, fleet utilisation, driver behaviour, advanced engine diagnostics and real-time mileage reporting. You can take full benefit of the Daily's connectivity, whether you are a driver-owner or a Fleet Manager, and improve uptime, efficiency and fleet optimization.

PACKS	Features & Services included with the On-Board Connectivity Box		
SMART	Proactive Service performed remotely by IVECO's team of experts, based on the vehicle's live parameters	Over-the-Air (OTA) Service , assistance and software updates executed without stopping at the workshop	MYDAILY Service Booking , booking of service appointments through the MYDAILY portal
	Remote Diagnostics performed without the vehicle having to stop at the workshop	MYDAILY Web portal & App to monitor vehicle status and driver behavior	MYDAILY Smart Report , periodical dispatch of statistics on your vehicle's performance and fuel consumption
FLEET	Services on Periodic Fee (You can choose one of the following services)		
	Fleet Essential by Verizon Connect* Position & Geofencing, Fuel Report, Vehicle Health, Scorecards	Fleet Essential Tacho by Verizon Connect* Position & Geofencing, Fuel Report, Vehicle Health, Scorecards, Driver Hours	Fleet Enhanced by Verizon Connect* Position & Geofencing, Fuel Report, Vehicle Health, Scorecards, Driver Hours, Remote Tachograph Download, Customisable Alerts and Warnings, Data Available also through Web Services
	IVECO Web Api Web API Interface will provide you all the vehicle data to be integrated in your own fleet management system		

*You can choose to add WORKFORCE ESSENTIAL, the add-on service to manage jobs and activities assignments



ELEMENTS CONTRACTS

PICK THE SERVICES THAT PERFECTLY MATCH YOUR BUSINESS

The Daily offers an extensive range of services that can be tailored to your precise requirements to keep your vehicle running in top form and your business operating with a healthy bottom line.

The Daily introduces an entirely new level of customisation through connectivity. The real-time vehicle data it provides enables us to offer you **bespoke maintenance plans** based on the real use of your Daily – a perfect match to your business. Alternatively, our **Elements** range offers the extreme **flexibility** that enables you to choose the best combination of Planned Maintenance and Extended Warranty services for your business, and further enrich your package with the Additional Coverage elements.



MAINTENANCE - Maintenance - Lubrication - Oil and fluid changes according to the maintenance and repair handbook	DRIVE LINE - Engine - Fuel injection - Gearbox - Propeller shaft and axle repairs	EXTRA DRIVE LINE - Components not already covered by the drive line element e.g. Electrical System	WEAR - Clutch - Brake pads - Brake discs - Brake drums - Brake linings for drum brakes
--------------------------------------------------------------------------------------------------------------------------------------	----------------------------------------------------------------------------------------------------------	---------------------------------------------------------------------------------------------------------------------	------------------------------------------------------------------------------------------------------------------

The major "elements" making up the offer (Maintenance, Drive Line, Extra Drive Line, Wear) can be combined together to create the contract that perfectly suits your business. The table below summarises the possible combinations:

	PLANNED REPAIR & MAINTENANCE (R&M) CONTRACTS				EXTENDED WARRANTY	
	MAINTENANCE	DRIVE LINE	EXTRA DRIVE LINE	WEAR	DRIVE LINE	EXTRA DRIVE LINE
3XL • LIFE	•	•	•	•	•	•
2XL • LIFE	•	•	•			
XL • LIFE	•	•		•		
L • LIFE	•	•				
M • LIFE	•			•		
S • LIFE	•					

Try the R&M PAY-PER-USE SERVICE: thanks to the CONNECTIVITY box you will only pay for the real vehicle usage!

Contact your local dealer to choose the perfect contract tailored to your business, with dedicated connectivity offers.



IVECO
0080048326000
Assistance Non-Stop



IVECO
CAPITAL



IVECO ASSISTANCE NON-STOP is just a phone call away 24 hours a day, 7 days a week to keep your Daily and your business running.

IVECO NON-STOP is the original IVECO smartphone application that you can use to communicate with IVECO if your vehicle breaks down. Just insert your vehicle information (VIN and registration plate) and with a simple push of a button you can send a request for assistance to the IVECO Customer Center. We will take care of your request immediately, activate the nearest workshop and follow up on the vehicle's repair. Through the app you can receive updates on the progress of your vehicle's assistance.

IVECO CAPITAL is the financial services brand of IVECO and offers a full range of financing, leasing, rental and ancillary services for commercial vehicles - extended warranty, maintenance and repair services, and various types of insurance can be included in the pack.

All financial packs can be tailored to the customers' needs and apply to all types of vehicles - new or used, and conversions. IVECO CAPITAL provides customers with professional advice to select the financial product that is the best match for their business financial and fiscal requirements. For more information, please contact your IVECO dealer.



IVECO

Your partner for sustainable transport